

# Cramer Lab Chairs Price List

Effective August 15, 2023

GSA pricing available upon request.  
Please call **1.800.366.6700**  
Contract # GS-27F-012GA

**cramer**<sup>®</sup>

[www.cramerinc.com](http://www.cramerinc.com)







# TABLE OF CONTENTS

## HELIX

---



**Helix – p.04**  
The future of modern lab and caregiver seating

## CITRUS

---



**Citrus – p.06**  
A fresh take on lab and healthcare seating

## FUSION

---



**Fusion and Fusion R+ – p.8**  
Versatile, Lab-Grade Performance

## FUSION

---



**ESD Fusion and ESD Fusion R+ – p.10**  
Our leading ESD seating option



**Fusion Fit and Fusion Fit R+ – p.12**  
Smaller Footprint, Same Performance



**Fusion Round Stool and Fusion Round Stool R+ – p.14**  
Fusion Build, with or without Back

## TRITON

---



**Triton and Triton R+**  
– p.16  
Setting the Standard in  
Durability

## TRITON MAX

---



**Triton Max – p.18**  
The Triton, 500lb  
Weight Capacity

## RHINO BASIC

---



**Rhino Basic – p.20**  
All Purpose, Cleanable  
and Durable



**Rhino Basic  
Round Stool – p.24**  
Compact Durability,  
with or without Back

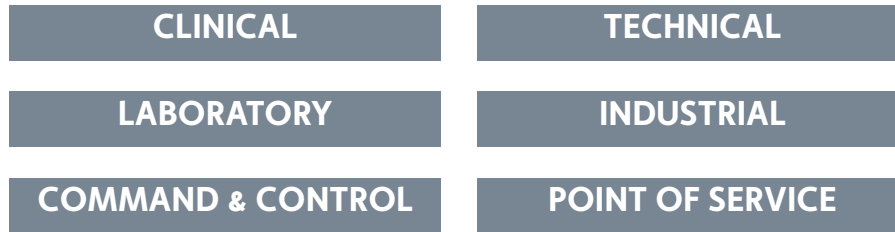


**Rhino Basic  
Sit / Stand – p.24**  
Ergonomic Support in  
Active Environments



## Specialists in Lab-Grade Seating

Med-Tech environments - laboratories, medical offices, hospitals and research facilities - demand seating solutions that meet rigorous technical standards and provide all-day support and comfort. Cramer engineers the highest quality lab-grade seating to address these sensitive environments while providing performance and peace of mind.



When you choose Cramer seating, you can expect:

- **BUILT-TO-ORDER**  
Each chair is made to order, designed to your exact specifications.
- **SUPERIOR WARRANTIES**  
We invite you to compare. We think you'll agree – our 10-year and 15-year, three-shift warranties are simply the best in the industry.
- **CUSTOMER CARE**  
Our team is always available to offer information, assistance or advice. Call us. You'll be glad you did.

# Cramer Standard Terms & Conditions

**Authorized Dealers:** Cramer works with authorized dealers to ensure the very best service and information. Call Cramer for an authorized dealer in your area. Possession of this price list does not constitute authority to sell products contained in this price list.

**To Order:** Please include the following with every order: purchase order number, quantity, model number, caster, upholstery and option code selection. To help us avoid errors, Cramer requires all purchase orders to be emailed, faxed or mailed. Your order is not considered binding until it has been accepted and acknowledged by Cramer.

Email: [orders@cramerinc.com](mailto:orders@cramerinc.com)

Fax: 800.607.2821

Mail: 1523 Grand Blvd., Kansas City, MO 64108

**Specials:** Configurations not shown are subject to a \$50 net specials charge and may require additional time.

**Additions or Changes:** Orders placed for 5-day lead-times are produced immediately and no changes or cancellations can be made. On extended lead-time orders, a written request must be submitted to add, or make changes to an order. This may affect your shipping date. Charges for changes or additions may apply as follows:

20 or more working days before shipping date	No Charge
15 - 19 working days before shipping date	20% of Order Value
5 - 15 working days before shipping date	70% of Order Value
< 5 working days before shipping date	Not Available

## SHIPPING

**Shipping Charges:** List prices include freight to any point within the contiguous 48 states. For orders shipped to locations outside of the continental US freight is included only to the port of embarkation. Most products are shipped knocked-down. Easy assembly - no tools required. There will be a temporary freight surcharge of 4% added to all orders

**Specialty Shipping:** For an additional charge, you can request fully assembled product palletted or inside on-site delivery. Request a quote from: [orders@cramerinc.com](mailto:orders@cramerinc.com)

**Claims for Damage During Shipping:** Cramer uses freight carrier approved packaging materials and carefully handles all products. When your order arrives, please examine each item and note damages or shortages on your delivery receipt. If the shipping box is damaged, note this also. If you discover damage that was concealed, you must report it to the freight carrier and Cramer within 5 business days of delivery.

**Returns:** All products are built to order. Products may be returned only with Cramer approval. You must put your RA (return authorization) number on the outside of any returned package. Returned goods will be subject to a restocking charge and Cramer reserves the right to deny credit for any damages.

**Standard Terms of Sale:** 1% 10 days or net 30 days from the date of invoice. Credit approval required. Orders may require a down payment.

## PRODUCT DESIGN

Cramer reserves the right to make changes in design and construction or discontinue products without prior notice. All dimensions are to be considered approximate. Weights shown are chair alone and do not include optional accessories.

Prices are subject to change without notice.

## CRAMER QUALITY ASSURANCE

The entire line of Cramer seating products meets or exceeds specifications, standards and test requirements for ANSI/BIFMA X5.1-2017. NSTA shipping requirements and California Technical Bulletins 117.

## WARRANTY

This warranty applies only to products used under normal conditions by the original purchaser. Warranties do not apply to damage from neglect, abuse, normal wear and tear, or to products that have been modified by the user. Cramer supplied replacement parts must be used to retain warranty coverage.

Fabric, foam assembly and arm pads are warranted for three (3) years. The polyurethane skin and foam assembly on R+ and i+ products are warranted for five (5) years.

Labor charges for repairs performed outside of the factory, or for installation of replacement parts, are the responsibility of the purchaser.

Cramer's liability is limited to repair or replacement, at Cramer's option, and cannot exceed the original invoice price. Cramer is not liable for incidental or consequential damage arising in connection with the sale, use or serviceability of Cramer products. Repairs or replacements do not carry a warranty or extend the original warranty period.

For questions about our warranty, please call Customer Care at 1.800.366.6700 or email us at [support@cramerinc.com](mailto:support@cramerinc.com)

# HELIX®



Meet Helix, the future of modern lab and caregiver seating. Its patent-pending Frameless Back™ hugs the user, providing total support and unmatched freedom of motion. Its i+™ Polyurethane seamless seat and back cushions are perfect for clean environments, and the organic form and optional color accents bring a modern sensibility to progressive healthcare and lab facilities. Whether you twist, relax, focus or reach - Helix is there to support you.

## SPECIFICATIONS

### FEATURES

- Patent-pending Frameless Back™ adapts organically to the user, providing exceptional freedom of motion and comfort
- One-touch adjustment ensures a fast, personal fit for multiple users
- Seamless i+™ Polyurethane cushions resist contaminants and will withstand hospital cleaning agents
- Streamlined form minimizes the visual impact and doesn't interrupt sightlines
- Meets BIFMA Healthcare Furniture Cleanability Guidelines HCF 8.1-2019
- ISO-Class 4 cleanroom rated
- 300lb weight capacity
- SCS Indoor Advantage Gold Certification and may help contribute toward LEED certification

### CONSTRUCTION

- i+™ Polyurethane seat and back
- Advanced thermoplastic elastomer flexing upright
- Heavy-duty formed steel mechanism
- Resilient glass fiber support spring
- 25.25" durable nylon base
- Class 4 pneumatic cylinder

### OPTIONS



- High-performance twist-lock flat surface steel 20" black footring. Footring is only available on high-height
- Casters: multi-surface dual wheel is standard. Non-rolling glides and breaking casters are also available
- Desk and high-height with desk to counter option
- Available in five colors: Slate (dark grey), Stone (light grey), Citrine (yellow), Aquamarine (blue), Coral
- Fixed arm option available

## DIMENSIONS

SEAT DIMENSIONS	WIDTH (X) DEPTH	18.50 (X) 16.75 IN
SEAT HEIGHT	MIN-MAX	
	DESK	16.00 IN - 21.00 IN
	DESK TO COUNTER	17.25 IN - 24.50 IN
	HIGH	21.50 IN - 31.50 IN
BACK DIMENSIONS	WIDTH (X) HEIGHT	18.00 IN (X) 17.25 IN
BASE DIMENSIONS	DIAMETER	25.25 IN
ARMPAD HEIGHT ABOVE SEAT	FIXED	8.75 IN
DISTANCE BETWEEN ARMPADS	FIXED	20.75 IN
WEIGHT	DESK	26 LBS
	DESK TO COUNTER	33 LBS
	HIGH	33 LBS
	ARMS	4 LBS



## PRICING: HELIX

	Chair Style	Seat Material	Adjustment Mechanism	Shell Color	Model Number	List Price
Desk		i+™ Polyurethane	One-Touch	Slate	HXDU1	\$1,090
				Aquamarine	HXDU2	
				Stone	HXDU3	
				Coral	HXDU4	
				Citrine	HXDU5	
High		i+™ Polyurethane	One-Touch	Slate	HXHU1	\$1,240
				Aquamarine	HXHU2	
				Stone	HXHU3	
				Coral	HXHU4	
				Citrine	HXHU5	

One-Touch Adjustment Mechanism - Seat Height

## OPTIONS:

ORDER  
CODE

LIST  
PRICE

### CASTERS

- 2 multi-surface dual wheel ..... standard\*\*
- 3 non-rolling glide ..... n/c
- 9 weight activated breaks when seated ..... \$160

### ARMS

- A fixed arms ..... \$215

\*\* Standard casters and footring included unless different options are requested.

ORDER  
CODE

LIST  
PRICE

### EXTRAS

- L desk to counter cylinder (approx. 17.5" - 25")  
..... (cylinder upcharge added to high-height price) \$50

## HOW TO ORDER

MODEL NUMBER	AVAILABLE OPTIONS CODE
<input style="width: 20px; height: 20px; border: 1px solid black;" type="text"/> <input style="width: 20px; height: 20px; border: 1px solid black;" type="text"/> <input style="width: 20px; height: 20px; border: 1px solid black;" type="text"/> <input style="width: 20px; height: 20px; border: 1px solid black;" type="text"/> <input style="width: 20px; height: 20px; border: 1px solid black;" type="text"/>	<input style="width: 20px; height: 20px; border: 1px solid black;" type="text"/> <input style="width: 20px; height: 20px; border: 1px solid black;" type="text"/> <input style="width: 20px; height: 20px; border: 1px solid black;" type="text"/> <input style="width: 20px; height: 20px; border: 1px solid black;" type="text"/> <input style="width: 20px; height: 20px; border: 1px solid black;" type="text"/>

# CITRUS™



Simple, fresh, and clean modern design. Citrus™ is a seating solution for lab and healthcare environments that doesn't force you to choose between style and performance. Its Flex Function™ back and waterfall edge seat auto-adjust to individual users, while its one-touch height adjustment allows for easy sanitation.

## SPECIFICATIONS

### FEATURES

- Flex Function back and forward edge seat adapt and auto-adjust to individual user movements and support perching or sitting postures
- One-touch height adjustment-is the only user-made adjustment necessary
- Minimal joint hygienic design for easy cleaning and disinfection
- Meets BIFMA Healthcare Furniture Cleanability Guidelines HCF 8.1-2019
- ISO-Class 3 cleanroom rated
- 300lb weight capacity
- SCS Indoor Advantage Gold Certification and may help contribute toward LEED certification

### CONSTRUCTION

- Simple design and minimalist construction with few moving parts
- Robust Polyamide shell with glass fiber-reinforced polypropylene backrest for improved flexibility and strength
- Plush synthetic leather or durable integral skin foam seat with anti-bacterial properties
- Class 4 pneumatic cylinder



### OPTIONS

- Casters: multi-surface dual wheel is standard. Other caster options are also available
- High-performance twist-lock flat surface chrome footing. Footrings are only available on high-height stools
- Desk and high height with desk to counter option
- Durable nylon or polished aluminum base
- Fixed arms option available
- Available in five colors or ESD: Anthracite\* (gray), Sky\* (blue), White\*, Orange, Lime (green), and Onyx (black - ESD only). \*5 day lead time on Anthracite (gray), Sky (blue), and White. Extended lead times for Orange and Lime

## DIMENSIONS



SEAT DIMENSIONS	WIDTH (X) DEPTH	
	CHAIR	17.50 IN (X) 16.25 IN
	STOOL	15.75 IN (X) 15.75 IN
SEAT HEIGHT	MIN-MAX	
	DESK	16.00 IN - 22.00 IN
	DESK TO COUNTER	17.50 IN - 25.00 IN
	HIGH	20.75 IN - 31.00 IN
BACK DIMENSIONS	WIDTH (X) HEIGHT	16 IN - 14.50 IN
BASE DIMENSIONS	DIAMETER	25.25 IN
ARMPAD HEIGHT ABOVE SEAT	FIXED	8.75 IN
DISTANCE BETWEEN ARMPADS	FIXED	16.00 IN
WEIGHT	DESK	17 LBS
	DESK TO COUNTER	22 LBS
	HIGH	23 LBS
	ARMS	7 LBS

## PRICING: CITRUS

	Chair Style	Seat Material	Adjustment Mechanism	Shell Color	Model Number	List Price
Desk		Synthetic Leather	One-Touch	Anthracite	CTDL1	\$980
				Sky	CTDL2	
				White	CTDL3	
				Orange	CTDL4	
				Lime	CTDL5	
	Integral Foam	One-Touch	Anthracite	CTDU1	\$980	
			Sky	CTDU2		
			White	CTDU3		
	Integral ESD Foam	One-Touch	Onyx	CTDE6	\$1,480	
High		Synthetic Leather	One-Touch	Anthracite	CTHL1	\$1,090
				Sky	CTHL2	
				White	CTHL3	
				Orange	CTHL4	
				Lime	CTHL5	
	Integral Foam	One-Touch	Anthracite	CTHU1	\$1,090	
			Sky	CTHU2		
			White	CTHU3		
	Integral ESD Foam	One-Touch	Onyx	CTHE6	\$1,600	

One-Touch Adjustment Mechanism - Seat Height

\*ESD - standard with polished aluminum base and chrome cylinder (option E)

	Chair Style	Seat Material	Adjustment Mechanism	Model Number	List Price
Desk		Integral Skin	One-Touch	CTRDU	\$700
High		Integral Skin	One-Touch	CTRHU	\$850

One-Touch Adjustment Mechanism - Seat Height

## OPTIONS:

ORDER CODE LIST PRICE

### CASTERS

- 2 multi-surface dual wheel ..... standard\*\*
- 3 non-rolling glide ..... \$36  
(not available for ESD models)
- 7 weight-activated brakes when not seated ..... \$140  
(not available for ESD models)

### ARMS

- A fixed arms ..... \$195  
(not available for ESD models)

\*\* Standard casters and footing included unless different options are requested.

\*\*\*5 day lead time on Anthracite (gray), Sky (blue), and White.  
Extended lead times for Orange and Lime

ORDER CODE LIST PRICE

### FOOTRINGS

- flat surface chrome footing..... standard\*\*  
(only available on high height)

### EXTRAS

- E polished aluminum base and chrome cylinder ..... \$145  
(standard option on ESD)
- L desk to counter cylinder (approx. 17.5" - 25")  
(cylinder upcharge added to high-height price) ..... \$65  
\*\*not available on ESD models

## HOW TO ORDER

MODEL NUMBER	AVAILABLE OPTIONS CODE
<input style="width: 40px; height: 20px; border: 1px solid black; display: inline-block; margin-right: 5px;" type="text"/> <input style="width: 40px; height: 20px; border: 1px solid black; display: inline-block; margin-right: 5px;" type="text"/> <input style="width: 40px; height: 20px; border: 1px solid black; display: inline-block; margin-right: 5px;" type="text"/> <input style="width: 40px; height: 20px; border: 1px solid black; display: inline-block; margin-right: 5px;" type="text"/>	<input style="width: 30px; height: 20px; border: 1px solid black; display: inline-block; margin-right: 5px;" type="text"/> <input style="width: 30px; height: 20px; border: 1px solid black; display: inline-block; margin-right: 5px;" type="text"/> <input style="width: 30px; height: 20px; border: 1px solid black; display: inline-block; margin-right: 5px;" type="text"/> <input style="width: 30px; height: 20px; border: 1px solid black; display: inline-block; margin-right: 5px;" type="text"/> <input style="width: 30px; height: 20px; border: 1px solid black; display: inline-block; margin-right: 5px;" type="text"/>

# FUSION<sup>®</sup> FUSION<sup>®</sup> R+<sup>™</sup>



The Fusion series is our most flexible line with dozens of configurable options and available with R+ Technology - our patented polyurethane cover system. This versatility makes Fusion our best-selling line that can fill a variety of roles in both lab and technical environments.

## SPECIFICATIONS

### FEATURES

- Heavy-duty steel seat for multi-shift durability
- Contoured molded seat with waterfall edge ensures 24-hour comfort
- Dynamic range of adjustments support the full range of seated postures from active forward-leaning to recline
- High performance twist-lock footing with 20" diameter (on stool heights)
- Supports up to 350 lbs
- 10-Year, Three-Shift Warranty
- SCS Indoor Advantage Gold Certification and may help contribute toward LEED certification
- R+ meets BIFMA Healthcare Furniture Cleanability Guidelines HCF 8.1-2019
- ISO Class 5 Cleanroom (Fed Std 209 Class 100)

### CONSTRUCTION

- 26.75" fiberglass-reinforced nylon base
- 16-gauge steel seat pan
- Integrated steel arm structure with metal-to-metal connections eliminates points of failure
- High resiliency 3" thick seat foam with a density of 2.4 lbs. per cubic foot

### DIMENSIONS

SEAT DIMENSIONS	WIDTH (X) DEPTH	20.00 IN (X) 19.25
SEAT HEIGHT	MIN-MAX	
	DESK	16.50 IN - 21.50 IN
	DESK TO COUNTER	17.75 IN - 25.00 IN
	HIGH	22.00 IN - 32.00 IN
BACK DIMENSIONS	WIDTH (X) HEIGHT	16.75 IN - 15.00 IN
BASE DIMENSIONS	DIAMETER	26.75 IN
ARMPAD HEIGHT ABOVE SEAT	MIN - MAX	5.25 IN - 9.00 IN
DISTANCE BETWEEN ARMPADS	MIN- MAX	17.75 IN - 21.00 IN
WEIGHT	DESK	32 LBS
	DESK TO COUNTER	39 LBS
	HIGH	39 LBS
	ARMS	10 LBS

- Class 4 pneumatic cylinder: 1.12" diameter with a 17-4 taper top end for maximum strength
- Heat-bonded powder coat finish

### OPTIONS



- Arms: an adjustable arm option or a fully articulating arm option
- Casters: multi-surface dual wheel is standard. A variety of other casters are also available
- High-performance twist-lock footings: Flat surface black 20" are also available. Flat surface chrome 20" is also available
- Desk, desk-to-counter and high heights
- Mesh back available as an option (4-Way mechanism only)



- Patented R+ combination of polyurethane and molded foam provides a comfortable seat
- Resists punctures, tears and virtually all spills; and cleans easily with bleach or ethanol
- Textured surface prevents slipping
- R+ properties: tear strength of 17.7 kgF, puncture resistance of 9.9 kgF, stretch of 660%, abrasion resistance of 25,000 and a Ross Flex rating of 150,000 flexes



## PRICING: FUSION & FUSION R+


	Chair Style	Back Size	Adjustment Mechanism	FUSION R+		FUSION							
				Model Number	List Price	Model Number	List Price by Textile Grades (see textile card for styles)						
						1	2	3					
Desk		M	2 Way	RPMD2	\$1,070	FSMD2	\$1,030	\$1,130	\$1,280				
			4 Way	RPMD4	\$1,190	FSMD4	\$1,155	\$1,255	\$1,405				---
			7 Way	RPMD7	\$1,350	FSMD7	\$1,295	\$1,395	\$1,545				
High		M	2 Way	RPMH2	\$1,210	FSMH2	\$1,190	\$1,290	\$1,440				
			4 Way	RPMH4	\$1,330	FSMH4	\$1,295	\$1,395	\$1,545				

**R+ Color Options** - 252 Black, 282 Graphite, 262 Sky  
**2 Way** - Seat Height, Back Depth  
**4 Way** - Seat Height, Back Height, Back Angle, Seat Angle  
**7 Way** - Seat Height, Back Height, Back Angle, Seat Angle, Chair Tilt, Forward Tilt Limiter, Seat Depth

## OPTIONS:

ORDER CODE	LIST PRICE
<b>CASTERS</b>	
2 multi-surface dual wheel .....	standard**
3 non-rolling glide .....	n/c
9 weight activated brakes when seated .....	\$160
10 hard surface single wheel with 3" diameter .....	\$70
<b>ARMS</b>	
B adjustable arms .....	\$205
T articulating arms .....	\$235

ORDER CODE	LIST PRICE
<b>FOOTRINGS</b>	
	flat surface black footring .....
X	flat surface chrome footring (20") .....
	**on high height models only
<b>EXTRAS</b>	
L	desk to counter cylinder (approx. 17.5" - 25") (cylinder upcharge added to high height price) .....
	\$50
Y	Fusion mesh back option (only available on 4-way models) .....
	\$230



\*\*Standard casters and footrings included unless different options are requested.  
 \*\*\*Limited availability of mesh back

## HOW TO ORDER

MODEL NUMBER	TEXTILE CODE*	AVAILABLE OPTIONS CODE
<input type="text"/>	<input type="text"/>	<input type="text"/>

\*Refer to Cramer Textile Offering for code. (COM priced at Grade 1)

# ESD FUSION® ESD FUSION® R+™



The ESD Fusion series is available in a variety of ESD textiles or with R+ Technology - Cramer's patented polyurethane cover system. All ESD Fusion models meet ESD STM12.1 - 1997 and ISO Class 5 Cleanroom.

## SPECIFICATIONS

### FEATURES

- Heavy-duty steel seat for multi-shift durability
- Contoured molded seat with waterfall edge ensures 24-hour comfort
- High performance twist-lock footring with 20" diameter (on stool heights). Flat surface chrome is standard.
- Polished aluminum base is standard.
- Supports up to 350 lbs
- 10-Year, Three-Shift Warranty
- SCS Indoor Advantage Gold Certification and may help contribute toward LEED certification
- R+ meets BIFMA Healthcare Furniture Cleanability Guidelines HCF 8.1-2019
- ISO Class 5 Cleanroom (Fed Std 209 Class 100)

### CONSTRUCTION

- 27.50" polished aluminum base
- 16-gauge steel seat pan
- Integrated steel arm structure with metal-to-metal connections eliminates points of failure
- High resiliency 3" thick seat foam with a density of 2.4 lbs. per cubic foot

- Class 4 pneumatic cylinder: 1.12" diameter with a 17-4 taper top end for maximum strength
- Heat-bonded powder coat finish

### OPTIONS

- Arms: adjustable arm option.
- Casters: multi-surface dual wheel is standard. Optional glides available.
- Desk and high heights available.



- Patented R+ combination of polyurethane and molded foam provides a comfortable seat
- Resists punctures, tears and virtually all spills; and cleans easily with bleach or ethanol
- Textured surface prevents slipping
- Rhino Plus properties: tear strength of 17.7 kgF, puncture resistance of 9.9 kgF, stretch of 660%, abrasion resistance of 25,000 and a Ross Flex rating of 150,000 flexes

## DIMENSIONS

SEAT DIMENSIONS	WIDTH (X) DEPTH	20.00 IN (X) 19.25
SEAT HEIGHT	MIN-MAX	
	DESK	17.00 IN - 22.00 IN
	HIGH	22.50 IN - 32.50 IN
BACK DIMENSIONS	WIDTH (X) HEIGHT	16.75 IN - 15.00 IN
BASE DIMENSIONS	DIAMETER	27.50 IN
ARMPAD HEIGHT ABOVE SEAT	MIN - MAX	5.25 IN - 9.00 IN
DISTANCE BETWEEN ARMPADS	MIN- MAX	17.75 IN - 21.00 IN
WEIGHT	DESK	33 LBS
	HIGH	40 LBS
	ARMS	10 LBS



# FUSION® FIT FUSION® FIT R+



Smaller footprint, same performance. Fusion Fit follows the same construction as the Fusion series but in a more compact footprint, and available with R+ Technology - our patented polyurethane cover system. This makes Fusion Fit more versatile and can fill a variety of roles in both lab and technical environments.

## SPECIFICATIONS

### FEATURES

- Ergonomically proportioned to comfortably fit smaller individuals and tighter workspaces
- Available in our patented R+ technology
- Solid construction guarantees years of support
- High performance twist-lock footing with 20" diameter (on stool heights)
- Supports up to 300 lbs
- 10-Year, Three-Shift Warranty
- Premium molded foam seat cushion
- SCS Indoor Advantage Gold Certification and may help contribute toward LEED certification
- ISO Class 5 Cleanroom (Fed Std 209 Class 100)

### CONSTRUCTION

- 25.25" fiberglass-reinforced nylon base
- 16-gauge steel seat pan
- Integrated steel arm structure with new shorter arm bar
- Class 4 pneumatic cylinder: 1.12" diameter with a 17-4 taper top end for maximum strength
- Heat-bonded powder coat finish

### OPTIONS

- Arms: an adjustable arm option or a fully articulating arm option
- Casters: multi-surface dual wheel is standard. A variety of other casters and glides are also available
- High-performance twist-lock footings: Flat surface black 20" are also available. Flat surface chrome 20" is also available
- Desk, desk-to-counter, and high heights







- Patented R+ combination of polyurethane and molded foam provides a comfortable seat
- Resists punctures, tears and virtually all spills; and cleans easily with bleach or ethanol
- Textured surface prevents slipping
- R+ properties: tear strength of 17.7 kgF, puncture resistance of 9.9 kgF, stretch of 660%, abrasion resistance of 25,000 and a Ross Flex rating of 150,000 flexes

## DIMENSIONS

SEAT DIMENSIONS	WIDTH (X) DEPTH	17.50 IN (X) 17.00
SEAT HEIGHT	MIN-MAX	
	DESK	16.25 IN - 21.25 IN
	DESK TO COUNTER	17.50 IN - 24.75 IN
	HIGH	21.75 IN - 31.75 IN
BACK DIMENSIONS	WIDTH (X) HEIGHT	17.00 IN - 12.00 IN
BASE DIMENSIONS	DIAMETER	25.25 IN
ARMPAD HEIGHT ABOVE SEAT	MIN - MAX	6.25 IN - 10.00 IN
DISTANCE BETWEEN ARMPADS	MIN- MAX	14.75 IN - 18.00 IN
WEIGHT	DESK	29 LBS
	DESK TO COUNTER	36 LBS
	HIGH	36 LBS
	ARMS	10 LBS



# PRICING: FUSION FIT & FUSION FIT R+

	Chair Style	Back Size	Adjustment Mechanism	FUSION FIT R+		FUSION FIT							
				Model Number	List Price	Model Number	List Price by Textile Grades (see textile card for styles)						
						1	2	3					
Desk			2 Way	RPSD2	\$1,030	FFSD2	\$960	\$1,060	\$1,210				
			4 Way	RPSD4	\$1,180	FFSD4	\$1,120	\$1,220	\$1,370				
High			2 Way	RPSH2	\$1,200	FFSH2	\$1,155	\$1,255	\$1,405				
			4 Way	RPSH4	\$1,380	FFSH4	\$1,315	\$1,415	\$1,565				

R+ Color Options - 252 Black, 282 Graphite, 262 Sky  
 2 Way - Seat Height, Back Depth  
 4 Way - Seat Height, Back Height, Back Angle, Seat Angle

## OPTIONS:

ORDER CODE	LIST PRICE	ORDER CODE	LIST PRICE
------------	------------	------------	------------

### CASTERS

- 2 multi-surface dual wheel ..... standard\*\*
- 3 non-rolling glide ..... n/c
- 9 weight activated brakes when seated ..... \$160
- 10 hard surface single wheel with 3" diameter ..... \$70

### FOOTRINGS


- black flat surface footing ..... standard\*\*
- X flat surface chrome footing (20") ..... \$40

### ARMS

- B adjustable arms ..... \$205
- T articulating arms ..... \$235

### EXTRAS

- L desk to counter cylinder (approx. 17.5" - 25.5")  
 (cylinder upcharge added to high-height price) ..... \$50



\*\*Standard casters and footrings included unless different options are requested.

## HOW TO ORDER

MODEL NUMBER	TEXTILE CODE*	AVAILABLE OPTIONS CODE
<input type="text"/>	<input type="text"/>	<input type="text"/>

\*Refer to Cramer Textile Offering for code. (COM priced at Grade 1)

# FUSION® ROUND STOOL

# FUSION® ROUND STOOL R+



The Fusion Round Stool offers a wider arc of movement, still with flexible ease and comfort. This model is versatile and is also available in our R+™ technology.

## SPECIFICATIONS

### FEATURES

- Three seat heights
- Contoured foam seat ensures 24-hour comfort
- Hand or foot-activated height adjustment, accessible from any direction
- High performance twist-lock footring with 20" diameter (on hand-activated stool heights)
- Supports up to 300 lbs
- 10-Year, Three-Shift Warranty
- Available with back
- SCS Indoor Advantage Gold Certification and may help contribute toward LEED certification
- ISO Class 5 Cleanroom (Fed Std 209 Class 100)

### CONSTRUCTION

- 16-gauge steel seat pan
- 25.25" fiberglass-reinforced nylon base
- High resiliency 2.5" thick seat foam with a density of 2.4 lbs. per cubic foot
- Class 4 pneumatic cylinder
- Heat-bonded powder coat finish

### OPTIONS

- Casters: multi-surface dual wheel is standard. A variety of other casters are also available
- Desk, desk-to-counter, and high heights
- Textile or vinyl upholstery - also available with R+ Technology






- Patented Rhino Plus combination of polyurethane and molded foam provides a comfortable seat
- Resists punctures, tears and virtually all spills; and cleans easily with bleach or ethanol
- Textured surface prevents slipping
- R+ properties: tear strength of 17.7 kgF, puncture resistance of 9.9 kgF, stretch of 660%, abrasion resistance of 25,000 and a Ross Flex rating of 150,000 flexes

## DIMENSIONS

SEAT DIMENSIONS	DIAMETER	16.00 IN
SEAT HEIGHT	MIN-MAX	
	DESK	15.50 IN - 20.75 IN
	DESK TO COUNTER	16.75 IN - 24.00 IN
	HIGH	21.00 IN - 31.00 IN
BACK DIMENSIONS	WIDTH (X) HEIGHT	17.00 IN (X) 12.00 IN
BASE DIMENSIONS	DIAMETER	25.25 IN
WEIGHT	DESK	16 LBS
	DESK TO COUNTER	23 LBS
	HIGH	23 LBS
	BACK	8 LBS

**PRICING: FUSION ROUND STOOL & FUSION ROUND STOOL R+**

		FUSION ROUND STOOL R+		FUSION ROUND STOOL							
Chair Style	Adjustment Mechanism	Model Number	List Price	Model Number	List Price by Textile Grades (see textile card for styles)						
					1	2	3				
Desk 	Hand	RP0D1	\$610	RS0D1	\$620	\$720	\$870				
Desk 	Hand	RPBD2	\$915	RSBD2	\$995	\$1,095	\$1,245				
High 	Hand	RP0H1	\$725	RS0H1	\$770	\$870	\$1,020				
	Hand	RPBH2	\$1,020	RSBH2	\$1,125	\$1,225	\$1,375				

R+ Color Options - 252 Black, 282 Graphite, 262 Sky  
 2 Way - Seat Height, Back Depth

**OPTIONS:**

ORDER CODE LIST PRICE

**CASTERS**

- 2 multi-surface dual wheel ..... standard\*\*
- 3 non-rolling glide .....n/c
- 9 weight activated brakes when seated ..... \$160
- 10 hard surface single wheel with 3" diameter ..... \$70

**FOOTRINGS**

- Flat black footing ..... standard\*\*
- X flat surface chrome footing\*(20") ..... \$40

ORDER CODE LIST PRICE

**EXTRAS**

- L desk to counter cylinder\* (approx. 17.5" - 25.5")  
 (upcharge added to high-height price) ..... \$50

\*Options X and L are only available on hand-activated products.  
 \*\*Standard casters and footings included unless different options are requested.

**HOW TO ORDER**

MODEL NUMBER	TEXTILE CODE*	AVAILABLE OPTIONS CODE
<input style="width: 40px; height: 20px; border: 1px solid black;" type="text"/>	<input style="width: 40px; height: 20px; border: 1px solid black;" type="text"/>	<input style="width: 40px; height: 20px; border: 1px solid black;" type="text"/> <input style="width: 40px; height: 20px; border: 1px solid black;" type="text"/> <input style="width: 40px; height: 20px; border: 1px solid black;" type="text"/> <input style="width: 40px; height: 20px; border: 1px solid black;" type="text"/>
*Refer to Cramer Textile Offering for code. (COM priced at Grade 1)		

# TRITON® TRITON® R+



Triton chairs have been engineered and built to withstand demanding Med-Tech environments and 24/7 usage. Triton and Triton R+ feature carbon steel frames, metal-to-metal assembly and come with a 15-year performance guarantee. This highly engineered construction delivers reliable performance and cleanability day after day.

## SPECIFICATIONS

### FEATURES

- Heavy-duty steel seat and back guarantee multi-shift durability
- Contoured molded seat with waterfall edge ensures 24-hour comfort
- Dynamic range of adjustments support the full range of seated postures from active forward-leaning to recline
- Supports up to 350 lbs
- 15-Year, Three-Shift Warranty
- All metal construction
- SCS Indoor Advantage Gold Certification and may help contribute toward LEED certification
- ISO Class 5 Cleanroom (Fed Std 209 Class 100)

### CONSTRUCTION

- 27.50" die-cast painted aluminum base
- 16-gauge steel seat pan
- 16-gauge pressed steel inner back plate with an 18-gauge outer shell
- Integrated steel arm structure with metal-to-metal connections eliminates points of failure
- High resiliency 3" thick seat foam with a density of 2.4 lbs. per cubic foot
- Class 4 pneumatic cylinder: 1.12" diameter with a 17-4 taper top end for maximum strength
- Heat-bonded powder coat finish

### OPTIONS

- Arms: an intensive use fixed arm option, an adjustable arm option, or a fully articulating arm option
- Casters: multi-surface dual wheel is standard. A variety of other casters are also available
- High-performance twist-lock footings: flat surface black is standard. Flat surface chrome is also available
- Desk, mid, desk-to-counter, and high heights
- 27.75" polished aluminum base
- ESD, or CR/ESD Combination



Patented Rhino Plus combination of polyurethane and molded foam provides a comfortable seat

- Resists punctures, tears and virtually all spills; and cleans easily with bleach or ethanol
- Textured surface prevents slipping
- R+ properties: tear strength of 17.7 kgF, puncture resistance of 9.9 kgF, stretch of 660%, abrasion resistance of 25,000 and a Ross Flex rating of 150,000 flexes

## DIMENSIONS

MODEL#	MAXIMUM OVERALL DIMENSIONS		SEAT DIMENSIONS		SEAT HEIGHT FROM FLOOR WHEN SEATED E	BACK DIMENSIONS		WEIGHT LBS.
	A	B	C	D		F	G	
TPMD4 TRMD4	39.00	27.50	19.50	19.50	16.00 - 21.25	17.25	15.00	38
TPMM4 TRMM4	46.50	27.50	19.50	19.50	21.50 - 29.00	17.25	15.00	45
TPMH4 TRMH4	51.50	27.50	19.50	19.50	23.25 - 33.25	17.25	15.00	46
TRLD4	42.00	27.50	19.50	19.50	16.00 - 21.25	18.00	18.00	40
TRLM4	49.50	27.50	19.50	19.50	21.50 - 29.00	18.00	18.00	47
TRLH4	54.50	27.50	19.50	19.50	23.25 - 33.25	18.00	18.00	47


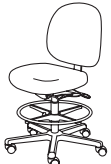
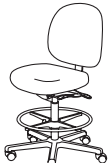


Dimensions listed in inches.  
Adding arms will increase weight by 10 lbs.

Measurements are for standard mechanisms and can vary +/- .5".  
Seat slider and arm options can increase overall height and seat height .25" -1"



# PRICING: TRITON & TRITON R+

	Chair Style	Back Size	Adjustment Mechanism	TRITON R+		TRITON							
				Model Number	List Price	Model Number	List Price by Textile Grades (see textile card for styles)				r+ ESD	ESD	
						1	2	3					
Desk		M	4 Way	TPMD4	\$1,560	TRMD4	\$1,445	\$1,545	\$1,695			\$1,670	\$1,588
			6 Way	TPMD6	\$1,620	TRMD6	\$1,550	\$1,650	\$1,800			\$1,730	\$1,693
			7 Way	TPMD7	\$1,710	TRMD7	\$1,625	\$1,725	\$1,875				
		L	4 Way	---	---	TRLD4	\$1,555	\$1,655	\$1,805				\$1,698
			6 Way	---	---	TRLD6	\$1,640	\$1,740	\$1,890				\$1,783
			7 Way	---	---	TRLD7	\$1,730	\$1,830	\$1,980				\$1,873
Mid		M	4Way	TPMM4	\$1,675	TRMM4	\$1,580	\$1,680	\$1,830			\$1,785	\$1,723
			4Way	---	---	TRLM4	\$1,680	\$1,780	\$1,930				\$1,823
		L											
High		M	4 Way	TPMH4	\$1,740	TRMH4	\$1,600	\$1,700	\$1,850			\$1,850	\$1,743
			4 Way	---	---	TRLH4	\$1,700	\$1,800	\$1,950				\$1,843
		L											

**R+ Color Options** - 252 Black, 256 ESD Black, 282 Graphite, 262 Sky  
**4 Way** - Seat Height, Back Height, Back Angle, Seat Angle  
**6 Way** - Seat Height, Back Height, Back Angle, Seat Angle, Chair Tilt, Forward Tilt Limiter  
**7 Way** - Seat Height, Back Height, Back Angle, Seat Angle, Chair Tilt, Forward Tilt Limiter, Seat Depth

*ESD is not available on Triton 7-way*

## OPTIONS:

ORDER CODE	LIST PRICE	ORDER CODE	LIST PRICE
<b>CASTERS</b>			
2	multi-surface dual wheel..... standard**		
1	carpeted floor only.....n/c	X	flat surface chrome footing (20")..... \$40
3	non-rolling glide.....n/c		
5	glide / caster combination 3x glides, 2x multi-surface ..... \$70		
10	hard surface single wheel with 3" diameter ..... \$70		
<b>ENVIRONMENTS</b>			
		Q	ESD* (must choose ESD textile or R+ 256 black) (includes flat surface chrome 20" footing and polished aluminum base)..... \$205
<b>ARMS</b>			
B	adjustable arms ..... \$205		
T	articulating arms ..... \$235		
A	intensive use fixed arms ..... \$290		
<b>EXTRAS</b>			
		L	desk to counter cylinder (approx. 17.5" - 25.5") with flat surface chrome 20" footing (upcharge added to mid-height price)..... \$50



\*ESD not available for option codes 1, 10, L, T or with 7 way mechanism  
 \*\*Standard casters and footings included unless different options are requested.

## HOW TO ORDER

MODEL NUMBER	TEXTILE CODE*	AVAILABLE OPTIONS CODE
<input type="text"/>	<input type="text"/>	<input type="text"/>
*Refer to Cramer Textile Offering for code. (COM priced at Grade 1)		

# TRITON<sup>®</sup> MAX



Triton Max has been engineered and built to withstand demanding Med-Tech environments and 24/7 usage. With a carbon steel frame, metal-to-metal assembly and the ability to support up to a 500lb weight capacity, Triton Max delivers reliable performance day after day.

## SPECIFICATIONS

### FEATURES

- 23" extra-wide contoured molded seat with waterfall edge ensures 24-hour comfort
- Dynamic range of adjustments support the full range of seated postures from active forward-leaning to recline
- Supports up to 500 lbs
- 15-Year, Three-Shift Warranty
- All metal construction
- SCS Indoor Advantage Gold Certification and may help contribute toward LEED certification

### OPTIONS

- Arms: an adjustable arm option or a fully articulating arm option
- Casters: multi-surface dual wheel is standard. A variety of other casters are also available
- High-performance twist-lock footrings with 20" diameter (on stool heights): flat surface black is standard. Flat surface chrome is also available
- Desk, mid, desk-to-counter, and high heights
- Extra large back (desk height only)

### CONSTRUCTION

- 29.50" die-cast painted aluminum base
- 14-gauge steel seat pan
- 16-gauge pressed steel inner back plate with a 18-gauge outer shell
- Integrated steel arm structure with metal-to-metal connections eliminates points of failure
- High resiliency 3.25" thick seat foam with a density of 2.4 lbs. per cubic foot
- Class 4 pneumatic cylinder: 1.12" diameter with a 17-4 taper top end for maximum strength
- Heat-bonded powder coat finish


## DIMENSIONS

MODEL#	MAXIMUM OVERALL DIMENSIONS		SEAT DIMENSIONS		SEAT HEIGHT FROM FLOOR WHEN SEATED	BACK DIMENSIONS		WEIGHT LBS.
	A	B	C	D	E	F	G	
TMLD4	42.00	29.50	23.00	20.00	16.50 - 21.75	18.00	18.00	46
TMLM4	49.50	29.50	23.00	20.00	22.00 - 29.50	18.00	18.00	53
TMLH4	54.50	29.50	23.00	20.00	24.00 - 34.25	18.00	18.00	54
TMXD4	48.50	29.50	23.00	20.00	16.50 - 21.75	22.00	24.75	52

Dimensions listed in inches.  
Adding arms will increase weight by 10 lbs.

Measurements are for standard mechanisms and can vary +/- .5".  
Seat slider and arm options can increase overall height and seat height .25" -1"

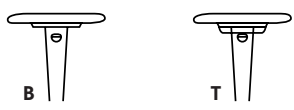
## PRICING: TRITON MAX

Chair Style	Back Size	Adjustment Mechanism	Model Number	List Price by Textile Grades (see textile card for styles)						
				1	2	3				
	L	4 Way	TMLD4	\$1,800	\$1,900	\$2,050				
		6 Way	TMLD6	\$1,880	\$1,980	\$2,130				
		7 Way	TMLD7	\$1,960	\$2,060	\$2,210				
	XL	4 Way	TMXD4	\$2,330	\$2,430	\$2,580				
		6 Way	TMXD6	\$2,420	\$2,520	\$2,670				
		7 Way	TMXD7	\$2,490	\$2,590	\$2,740				
Mid	L	4 Way	TMLM4	\$1,900	\$2,000	\$2,150				
High	L	4 Way	TMLH4	\$1,925	\$2,025	\$2,175				

**4 Way** - Seat Height, Back Height, Back Angle, Seat Angle  
**6 Way** - Seat Height, Back Height, Back Angle, Seat Angle, Chair Tilt, Forward Tilt Limiter  
**7 Way** - Seat Height, Back Height, Back Angle, Seat Angle, Chair Tilt, Forward Tilt Limiter, Seat Depth

## OPTIONS:

ORDER CODE	LIST PRICE	ORDER CODE	LIST PRICE
<b>CASTERS</b>		<b>FOOTRINGS</b>	
2	multi-surface dual wheel ..... standard**		flat black footring (20°)..... standard**
1	carpeted floor only.....n/c	X	flat surface chrome footring (20°) ..... \$40
3	non-rolling glide .....n/c		
5	glide / caster combination		
	3x glides, 2x multi-surface ..... \$70		
10	hard surface single wheel with 3" diameter ..... \$70		
<b>ARMS</b>		<b>EXTRAS</b>	
B	adjustable arms ..... \$205	L	desk to counter cylinder (approx. 17.5" - 25.5") with flat surface chrome 20" footring X (upcharge added to mid-height price)..... \$50
T	articulating arms ..... \$235		



\*\*Standard casters and footrings included unless different options are requested.

## HOW TO ORDER

MODEL NUMBER	TEXTILE CODE*	AVAILABLE OPTIONS CODE
<input type="text"/>	<input type="text"/>	<input type="text"/>
*Refer to Cramer Textile Offering for code. (COM priced at Grade 1)		

# RHINO™ BASIC



When demanding environments need durable, multi-shift seating, Rhino™ Basic meets their unique technical requirements. The durable molded seat and back simply won't quit, and the Rhino skin coating resists most chemical and physical damage.

## SPECIFICATIONS

### FEATURES

- Durable Rhino skin is molded right onto the frame
- Supports up to 300 lbs
- 10-Year, Three-Shift Warranty
- SCS Indoor Advantage Gold Certification and may help contribute toward LEED certification
- ISO Class 4 (Fed Std 209e 10) cleanroom option

### CONSTRUCTION

- 27.50" fiberglass-reinforced nylon base
- Integrated steel arm structure
- Class 4 pneumatic cylinder: 1.12" diameter with a 17-4 taper top end for maximum strength

### OPTIONS

- Arms: an intensive use fixed arm option, an adjustable arm option, or a fully articulating arm option
- Casters: multi-surface dual wheel is standard. A variety of other casters are also available
- High-performance twist-lock footrings with 20" diameter (on stool heights): rounded chrome is standard. Flat surface chrome is also available
- Desk, mid, desk-to-counter, and high heights
- Small back available for tight workspaces
- 27.75" painted or polished aluminum base
- Available only in black
- ISO Class 4 (Fed Std 209e 10) cleanroom option




## DIMENSIONS

MODEL#	MAXIMUM OVERALL DIMENSIONS		SEAT DIMENSIONS		SEAT HEIGHT FROM FLOOR WHEN SEATED E	BACK DIMENSIONS		WEIGHT LBS.
	A	B	C	D		F	G	
RHSD3	32.75	27.50	18.25	16.75	15.50 - 20.75	15.00	10.00	24
RHSM3	40.25	27.50	18.25	16.75	20.25 - 27.75	15.00	10.00	28
RHSH3	45.25	27.50	18.25	16.75	22.00 - 32.50	15.00	10.00	29
RHMD3	36.75	27.50	18.25	16.75	15.50 - 20.75	16.25	15.50	25
RHMM3	44.25	27.50	18.25	16.75	20.25 - 27.75	16.25	15.50	29
RHMH3	49.00	27.50	18.25	16.75	22.00 - 32.50	16.25	15.50	30

Dimensions listed in inches.

Adding arms will increase weight by 10 lbs. and can increase overall height and seat height .25" – 1"  
Measurements are for standard mechanisms and can vary +/- .5".

## PRICING: RHINO BASIC

	Chair Style	Back Type	Adjustment Mechanism	Model Number	List Price
Desk		S	3 Way	RHSD3	\$1,000
			4 Way	RHSD4	\$1,200
		M	3 Way	RHMD3	\$1,020
			4 Way	RHMD4	\$1,190
Mid		S	3 Way	RHSM3	\$1,155
			4 Way	RHSM4	\$1,340
		M	3 Way	RHMM3	\$1,180
			4 Way	RHMM4	\$1,350
High		S*	3 Way	RHSH3	\$1,180
			4 Way	RHSH4	\$1,365
		M	3 Way	RHMH3	\$1,200
			4 Way	RHMH4	\$1,380

Only available in black.

**3 Way** - Seat Height, Back Depth, Back Height

**4 Way** - Seat Height, Back Height, Back Angle, Seat Angle

## OPTIONS:

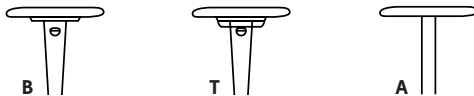
ORDER CODE	LIST PRICE
------------	------------

### CASTERS

- 2 multi-surface dual wheel ..... standard\*\*
- 1 carpeted floor only.....n/c
- 3 non-rolling glide .....n/c
- 5 glide / caster combination  
3x glides, 2x multi-surface ..... \$70
- 7 weight activated brakes when NOT seated..... \$140
- 9 weight activated brakes when seated ..... \$160
- 10 hard surface single wheel with 3" diameter ..... \$70

### ARMS

- B adjustable arms ..... \$205
- T articulating arms ..... \$235
- A intensive use fixed arms ..... \$290



\*\*Standard casters and footings included unless different options are requested.

ORDER CODE	LIST PRICE
------------	------------

### FOOTRINGS

- rounded chrome footing ..... standard\*\*
- X flat surface chrome footing (20")..... \$40

### EXTRAS

- D painted aluminum base ..... \$75
- E 27.75" polished aluminum base ..... \$95
- L desk to counter cylinder (approx. 17.25" - 24.75")  
(upcharge added to mid-height price)..... \$50

## HOW TO ORDER

MODEL NUMBER	AVAILABLE OPTIONS CODE
<input style="width: 20px; height: 20px; border: 1px solid black;" type="text"/> <input style="width: 20px; height: 20px; border: 1px solid black;" type="text"/> <input style="width: 20px; height: 20px; border: 1px solid black;" type="text"/> <input style="width: 20px; height: 20px; border: 1px solid black;" type="text"/> <input style="width: 20px; height: 20px; border: 1px solid black;" type="text"/>	<input style="width: 20px; height: 20px; border: 1px solid black;" type="text"/> <input style="width: 20px; height: 20px; border: 1px solid black;" type="text"/> <input style="width: 20px; height: 20px; border: 1px solid black;" type="text"/> <input style="width: 20px; height: 20px; border: 1px solid black;" type="text"/> <input style="width: 20px; height: 20px; border: 1px solid black;" type="text"/>

# RHINO™ BASIC ROUND STOOL



Rhino™ Basic Round Stool is the durable choice for higher education, labs and technical workspaces. Its self-skinned polyurethane resists punctures, tears, and virtually all spills and cleans easily. This model is also available in multiple heights, making it easy to concentrate on the job at hand.

## SPECIFICATIONS

### FEATURES

- Rhino skin resists chemical and physical damage
- Hand or foot-activated height adjustment, accessible from any direction
- Supports up to 300 lbs
- 10-Year, Three-Shift Warranty
- Small back available
- SCS Indoor Advantage Gold Certification and may help contribute toward LEED certification
- ISO Class 4 (Fed Std 209e 10) cleanroom option

### OPTIONS

- Casters: multi-surface dual wheel is standard. A variety of other casters are also available
- High-performance twist-lock footings with 20" diameter (on hand-activated stool heights): flat black is standard. Flat surface chrome is also available. Footings are only available on hand-activated, and high-height stools
- Desk, desk-to-counter, and high\* heights

### CONSTRUCTION

- 24" fiberglass-reinforced nylon base
- Self-skinned Rhino polyurethane seat
- Class 4 pneumatic cylinder
- Heat-bonded powder coat finish





### DIMENSIONS

MODEL#	MAXIMUM OVERALL DIMENSIONS		SEAT DIMENSIONS C	SEAT HEIGHT FROM FLOOR WHEN SEATED D	BACK DIMENSIONS		WEIGHT LBS.
	A	B			E	F	
RR0D1	20.50	24.00	15.00	15.25 - 20.50	---	---	16
RR0F1	21.75	23.00	15.00	16.75 - 21.75	---	---	17
RR0G1	28.00	23.00	15.00	20.75 - 28.00	---	---	18
RR0H1	32.00	24.00	15.00	22.00 - 32.00	---	---	21
RRBD3	35.50	24.00	15.00	16.00 - 21.25	15.00	10.00	22
RRBH3	47.75	24.00	15.00	22.75 - 32.75	15.00	10.00	27

Dimensions listed in inches.



## PRICING: RHINO BASIC ROUND STOOL

	Chair Style	Adjustment Mechanism	Model Number	List Price
Desk		Hand	RR0D1	\$460
		Hand	RRBD3	\$835
High		Hand	RR0H1	\$590
		Hand	RRBH3	\$970

Only available in black.  
**3 Way** - Seat Height, Back Depth, Back Height

## OPTIONS:

ORDER CODE LIST PRICE

### CASTERS

- 2 multi-surface dual wheel ..... standard\*\*
- 3 non-rolling glide ..... n/c
- 9 weight-activated brakes when seated ..... \$160
- 10 hard surface single wheel with 3" diameter ..... \$70

### FOOTRINGS

- flat black footring ..... standard\*\*
- X flat surface chrome footring\* (20") ..... \$40

ORDER CODE LIST PRICE

### EXTRAS

- L desk to counter cylinder\* (approx. 17.5" - 25.5")  
 (upcharge added to high-height price) ..... \$50

\*Option codes X and L are available on hand-activated models only.  
 \*\*Standard casters and footrings included unless different options are requested.

## HOW TO ORDER

MODEL NUMBER	AVAILABLE OPTIONS CODE
<input style="width: 20px; height: 20px; border: 1px solid black;" type="text"/> <input style="width: 20px; height: 20px; border: 1px solid black;" type="text"/> <input style="width: 20px; height: 20px; border: 1px solid black;" type="text"/> <input style="width: 20px; height: 20px; border: 1px solid black;" type="text"/> <input style="width: 20px; height: 20px; border: 1px solid black;" type="text"/>	<input style="width: 20px; height: 20px; border: 1px solid black;" type="text"/> <input style="width: 20px; height: 20px; border: 1px solid black;" type="text"/> <input style="width: 20px; height: 20px; border: 1px solid black;" type="text"/> <input style="width: 20px; height: 20px; border: 1px solid black;" type="text"/> <input style="width: 20px; height: 20px; border: 1px solid black;" type="text"/>

# RHINO™ BASIC SIT / STAND



The Rhino™ Sit/Stand is designed for people who work standing up. The Rhino Sit / Stand allows you to lean, perch or sit providing periods of relief that help keep productivity high to the end of the shift.

## SPECIFICATIONS

### FEATURES

- Flexible seat adjusts for comfortable sit
- Molded Rhino skin resists chemical and physical damage
- Adjustable tension control allows users to select a customized level of support
- Accommodates sit/stand and fully seated positions
- Flex pressure adjusts to user weight
- Height adjustable to fit different users
- Supports up to 300 lbs.
- 10-Year, Three-Shift Warranty
- SCS Indoor Advantage Gold Certification and may help contribute toward LEED certification
- ISO Class 4 (Fed Std 209e 10) cleanroom option

### OPTIONS

- Glides are standard
- Option 9 weight activated casters when seated available
- Model with footring included also available

### CONSTRUCTION



- 23" fiberglass-reinforced nylon five-star base
- Self-skinned polyurethane seat
- Class 4 pneumatic cylinder

### DIMENSIONS

MODEL#	MAXIMUM OVERALL DIMENSIONS		SEAT DIMENSIONS	SEAT HEIGHT FROM FLOOR WHEN SEATED	WEIGHT LBS
	A	B	C	D	
SS0H1	35.00	23.00	14.25	22.00 - 32.00	20
SSFH1	35.00	23.00	14.25	22.00 - 32.00	24

Dimensions listed in inches.

## PRICING: RHINO BASIC SIT / STAND

Chair Style	Adjustment Mechanism	Model Number	List Price
High (no footring) 	1 Way	SS0H1	\$615
High (with footring) 	1 Way	SSFH1	\$700

Only available in black.  
**1 Way Adjustment Mechanism** - Seat Height

## OPTIONS:

ORDER CODE	LIST PRICE
------------	------------

### CASTERS

- 3 non-rolling glide (5-Star base only) ..... standard\*
- 9 weight-activated brakes when seated\*  
 (5-Star base only)..... \$160

### EXTRAS

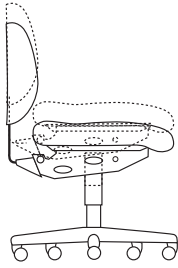
- L desk to counter cylinder\* (approx. 16.50" - 24.50") ..... \$50
- X flat surface chrome footing\* (20" - SSFH1 model only) ..... \$38

\*Standard casters and footings included unless different options are requested.

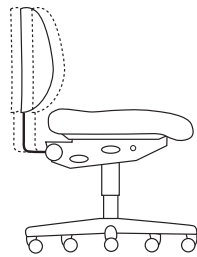
## HOW TO ORDER

MODEL NUMBER	AVAILABLE OPTIONS CODE
<input type="text"/> <input type="text"/> <input type="text"/> <input type="text"/> <input type="text"/>	<input type="text"/> <input type="text"/> <input type="text"/> <input type="text"/> <input type="text"/>

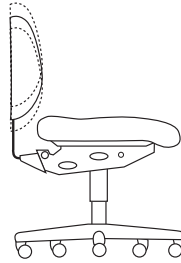
## Adjust to task for productivity and ergonomics.



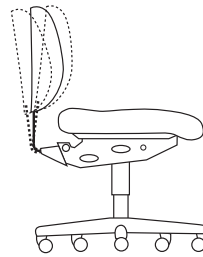
**SEAT HEIGHT**  
*all mechanisms*  
 Chair can be raised or lowered to numerous heights.



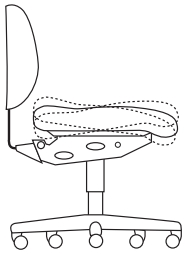
**BACK DEPTH**  
*2 / 3 Way*  
 Backrest slides in and out and locks in numerous positions to allow additional room between the seat cushion and the backrest.



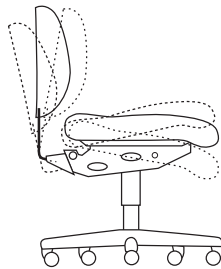
**BACK HEIGHT**  
*3 / 4 / 6 / 7 Way*  
 Backrest slides up and down and locks in place through either a locking wheel adjustment or a finger-touch ratcheting adjustment (also known as lumbar adjustment).



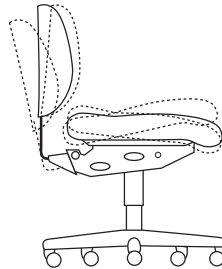
**BACK ANGLE**  
*4 / 6 / 7 Way*  
 Backrest pivots forward and back, independent of seat angle. Locks at desired angle.



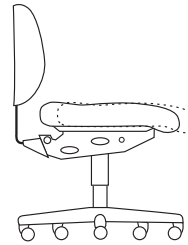
**SEAT ANGLE**  
*4 / 6 / 7 Way*  
 Seat tilts forward and back. Locks at desired angle.



**CHAIR TILT**  
*6 / 7 Way*  
 Chair (seat and back together) tilts forward and back. Allows chair to rock when seat angle is unlocked.

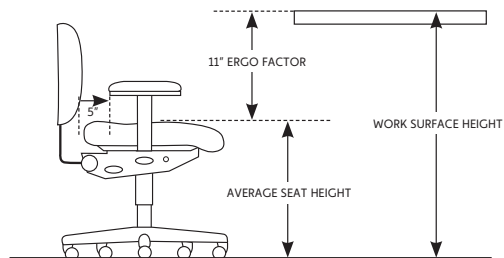


**FORWARD TILT LIMITER**  
*6 / 7 Way*  
 When engaged, prevents full forward tilt and/or rocking. Convenient function for many tasks.



**SEAT SLIDER**  
*7 Way*  
 Seat slides forward and back. Locks in desired position. Important way to adjust leg support for different sized users.

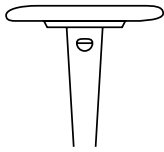
### To find the right chair height:



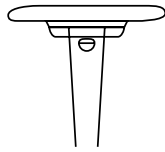
Measure the work surface height and subtract the 11 inch ergo factor = ideal average seat height

## Arm Option Details

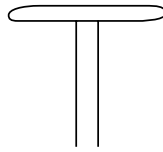
	HEIGHT	WIDTH	PIVOT (3 locking positions)	AVAILABLE FOR ESD	FNEW
adjustable arms	YES	YES		YES	
articulating arm	YES	YES	YES		
intensive use fixed arms				YES	YES



adjustable arms



articulating arms




intensive use  
fixed arms

## Caster Option Details

Our Multi-Surface Dual Wheel caster is our standard caster. Other options are available for unique work environments.

Available for ESD	Caster Description	Application
No	1. Carpeted only dual wheel caster	General purpose for carpet applications
Yes	2. Multi-surface dual wheel	General purpose for hard surface and carpet
Yes	3. Universal glide	This is a pad, not a wheel, use on any floor surface
Yes	5. Glide / Caster Combination	For all surfaces, combines stationary use with easy mobility when needed
Yes	7. Weight-activated locks when not seated caster	Caster will roll only when you are seated
Yes	9. Weight-activated locks when seated caster	Caster will roll only when you are not seated
No	10. Hard surface with 3" diameter	General purpose for hard surface, especially concrete (adds 1" to height)



Available on Citrus only

## BASE TYPES

Black Nylon



Black Painted Aluminum



Polished Aluminum



Black Nylon Cipro



Polished Aluminum Cipro



## FOOTRING TYPES

Chrome Rounded (20")



Flat Chrome (20")



Flat Black (20")



## CRAMER WARRANTIES



THREE-SHIFT  
WARRANTY

**Cramer 15-Year Multi-Shift Seating**  
Triton & Triton R+  
Triton Max



THREE-SHIFT  
WARRANTY

**Cramer 10-Year Multi-Shift Seating**

Helix  
Citrus  
Fusion & Fusion R+  
Fusion Fit & Fusion Fit R+  
Fusion Round Stool & Fusion Round Stool R+  
Rhino Basic  
Rhino Basic Sit / Stand  
Rhino Basic Round Stool

Labor charges for repairs performed outside of the factory, or for installation of replacement parts, is the responsibility of the purchaser, unless specifically approved in advance by Cramer.

Standard textiles, foam assembly and arm pads are warranted for three (3) years. The polyurethane skin and foam assembly on r+™ and i+™ products are warranted for five (5) years.

This warranty applies only to products used under normal conditions by the original purchaser. Warranties do not apply to damage from neglect, abuse, normal wear and tear, or to products that have been modified by the user. Cramer supplied replacement parts must be used to retain warranty coverage.

Cramer's liability is limited to repair or replacement, at Cramer's option, and cannot exceed the original invoice price. All labor charges must be pre-approved. Cramer is not liable for incidental or consequential damage arising in connection with the sale, use or serviceability of Cramer products. Repairs or replacements do not carry a warranty or extend the original warranty period.

For warranty claims, contact Customer Care at 1.800.366.6700. For the fastest service, have the following information ready: **CO#, explanation of the issue, pictures**

This helps us determine when the chair was manufactured and other specific details necessary to respond to your questions. **THIS WARRANTY IS IN LIEU OF OTHER WARRANTIES EXPRESSLY STATED OR IMPLIED.**

For questions about our warranty, please email or call Customer Care at: [support@cramerinc.com](mailto:support@cramerinc.com) / 1.800.366.6700.



# WARRANTY CLAIMS

## WARRANTY CLAIM REQUIREMENTS

For warranty claims, contact Customer Care at support@cramerinc.com or 1.800.366.6700. For the fastest service, have the following information ready:

- 1.) CO# / SO#
- 2.) Explanation of the issue
- 3.) Pictures
- 4.) Contact info (name, phone, email)
- 5.) Mailing address for replacement parts

This warranty is in lieu of other warranties expressly stated or implied.

## Cramer ESD



### CRAMER CHAIRS CONTROL STATIC ELECTRICITY

Cramer ESD chairs are designed to meet the ESD Association standard test method for the Protection of Electrostatic Discharge Susceptible Items-Seating-Restive Measurement standard ESD STM 12.1-2019. This includes testing of the seat, backrest, rear of backrest, armrest (if applicable) and base. Models require an upholstered outer back option to comply with ESD standard STM12.1-2019.

The chair frame, from the back to the base, is electrically conductive to ensure static charges will be dissipated through the upholstery and the chair frame to floor grounds. Conductive casters and glides available in black only.

Upholstery is ESD vinyl or conductive R+ material specially woven with conductive fibers and backcoated with a conductive medium. Special conductive materials are installed in contact with the upholstery materials and the chair frame, ensuring immediate dissipation of static charges. Prior to shipment, Cramer tests each ESD chair for conductive quality.

ESD option includes chrome footring, polished aluminum base, chrome barrel, and upholstered outer back. Limited caster options include: #2 dual wheel caster or #3 glide.

To order ESD use option code "Q".

## Cramer Fire Code



### TB 117

Cramer chairs pass TB117\*. Components used in seating, such as foam and fabric are tested individually for flammability characteristics. This is a minimum standard for all furniture offered for sale in California. Cramer is not responsible for Customers Own Material (COM) upholstery fire code compliance.

\*Does not apply to Helix, Rhino Basic, Rhino Basic Round Stool, or Rhino Basic Sit Stand.

# Cramer Cleanroom



Cramer cleanroom chairs are designed for minimal particulate contribution as certified by tests conducted in accordance with ASTM F25-68, ISO 14644-2-2015 and SAE ARP734A. Air introduced into the test chamber is filtered through 99.99% effective, .5 micron filters. The test chamber is subject to simulated usage by depressing the cushions while a discrete-particle counter records the particulate count. Cramer offers Cleanroom seating products manufactured to meet FED STD 209E (ISO/TC209) in Class 10 and 100 / ISO 14644-1-2015 Class 4 and 5.

ISO Class 3 (Fed Std 209e Class 1)  
Citrus

ISO Class 4 (Fed Std 209e Class 10)

Helix, Rhino Basic Chair, Rhino Basic Sit / Stand, Rhino Basic Round Stool (will not meet Class 10 if arm option "B" or "T" is ordered)

ISO Class 5 (Fed Std 209e Class 100)

Triton, Triton R+, Triton Max

Fusion, Fusion R+, Fusion Fit, Fusion Fit R+, Fusion Round Stool, Fusion Round Stool R+

All exposed metal frame components are chrome plated or powder epoxy coated. To prevent present and future contamination, all footings are sealed with MIG-welds. Seat heights are achieved by sealed, contaminate-free pneumatic cylinders.

Components, such as upholstered seats and backs, are protected from contamination during shipment in sealed plastic bags. Cleanroom chairs are labeled with instructions for unpacking in a cleanroom prep area.

# Cramer & the Environment

Corporate and environmental stewardship are priorities at Cramer. It is part of our mission statement, evident in every chair and stool in our seating product line, and recognized by SCS Gold certifications.

## ENVIRONMENTAL STEWARDSHIP

We are committed to conduct business in a manner that protects our natural environment and embraces the principals of sustainability and environmental stewardship. We continue to invest in better materials, methods and manufacturing practices to enhance sustainability and care of the environment.

## SCS GOLD CERTIFICATION

The entire line of Cramer seating products is SCS Indoor Advantage™ Gold Certified in North America. The criteria for achieving this industry environmental standard are established by BIFMA and US Green Building Council.

## **CUSTOMER CARE**

1.800.366.6700

support@cramerinc.com

sales@cramerinc.com

orders@cramerinc.com

**cramer**<sup>®</sup>

[www.cramerinc.com](http://www.cramerinc.com)

Cramer, LLC. 1523 Grand Boulevard, Kansas City, MO 64108  
customer care 1.800.366.6700 fax 1.800.607.2821 [www.cramerinc.com](http://www.cramerinc.com)