

Cramer Lab Chairs Price List

Effective August 15, 2023

GSA pricing available upon request.
Please call **1.800.366.6700**
Contract # GS-27F-012GA

cramer[®]
www.cramerinc.com





TABLE OF CONTENTS

HELIX



Helix – p.04
The future of modern lab and caregiver seating

CITRUS



Citrus – p.06
A fresh take on lab and healthcare seating

FUSION



Fusion and Fusion R+ – p.8
Versatile, Lab-Grade Performance

FUSION



ESD Fusion and ESD Fusion R+ – p.10
Our leading ESD seating option



Fusion Fit and Fusion Fit R+ – p.12
Smaller Footprint, Same Performance



Fusion Round Stool and Fusion Round Stool R+ – p.14
Fusion Build, with or without Back

TRITON



Triton and Triton R+
– p.16
Setting the Standard in
Durability

TRITON MAX



Triton Max – p.18
The Triton, 500lb
Weight Capacity

RHINO BASIC



Rhino Basic – p.20
All Purpose, Cleanable
and Durable



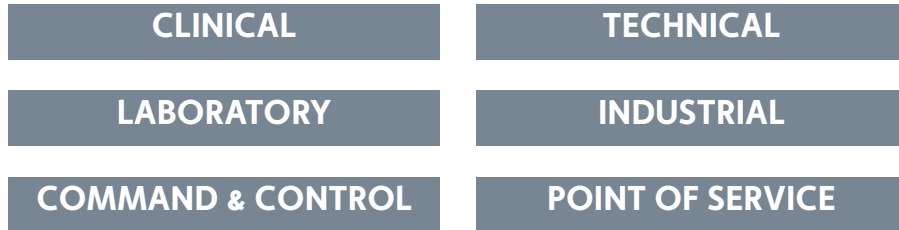
**Rhino Basic
Round Stool – p.22**
Compact Durability,
with or without Back



**Rhino Basic
Sit / Stand – p.24**
Ergonomic Support in
Active Environments

Specialists in Lab-Grade Seating

Med-Tech environments - laboratories, medical offices, hospitals and research facilities - demand seating solutions that meet rigorous technical standards and provide all-day support and comfort. Cramer engineers the highest quality lab-grade seating to address these sensitive environments while providing performance and peace of mind.



When you choose Cramer seating, you can expect:

- **BUILT-TO-ORDER**
Each chair is made to order, designed to your exact specifications.
- **SUPERIOR WARRANTIES**
We invite you to compare. We think you'll agree – our 10-year and 15-year, three-shift warranties are simply the best in the industry.
- **CUSTOMER CARE**
Our team is always available to offer information, assistance or advice. Call us. You'll be glad you did.

Cramer Standard Terms & Conditions

Authorized Dealers: Cramer works with authorized dealers to ensure the very best service and information. Call Cramer for an authorized dealer in your area. Possession of this price list does not constitute authority to sell products contained in this price list.

To Order: Please include the following with every order: purchase order number, quantity, model number, caster, upholstery and option code selection. To help us avoid errors, Cramer requires all purchase orders to be emailed, faxed or mailed. Your order is not considered binding until it has been accepted and acknowledged by Cramer.

Email: orders@cramerinc.com

Fax: 800.607.2821

Mail: 1523 Grand Blvd., Kansas City, MO 64108

Specials: Configurations not shown are subject to a \$50 net specials charge and may require additional time.

Additions or Changes: Orders placed for 5-day lead-times are produced immediately and no changes or cancellations can be made. On extended lead-time orders, a written request must be submitted to add, or make changes to an order. This may affect your shipping date. Charges for changes or additions may apply as follows:

20 or more working days before shipping date	No Charge
15 - 19 working days before shipping date	20% of Order Value
5 - 15 working days before shipping date	70% of Order Value
< 5 working days before shipping date	Not Available

SHIPPING

Shipping Charges: List prices include freight to any point within the contiguous 48 states. For orders shipped to locations outside of the continental US freight is included only to the port of embarkation. Most products are shipped knocked-down. Easy assembly - no tools required. There will be a temporary freight surcharge of 4% added to all orders

Specialty Shipping: For an additional charge, you can request fully assembled product palletted or inside on-site delivery. Request a quote from: orders@cramerinc.com

Claims for Damage During Shipping: Cramer uses freight carrier approved packaging materials and carefully packages all products. When your order arrives, please examine each item and note damages or shortages on your delivery receipt. If the shipping box is damaged, note this also. If you discover damage that was concealed, you must report it to the freight carrier and Cramer within 5 business days of delivery.

Returns: All products are built to order. Products may be returned only with Cramer approval. You must put your RA (return authorization) number on the outside of any returned package. Returned goods will be subject to a restocking charge and Cramer reserves the right to deny credit for any damages.

Standard Terms of Sale: 1% 10 days or net 30 days from the date of invoice. Credit approval required. Orders may require a down payment.

PRODUCT DESIGN

Cramer reserves the right to make changes in design and construction or discontinue products without prior notice. All dimensions are to be considered approximate. Weights shown are chair alone and do not include optional accessories.

Prices are subject to change without notice.

CRAMER QUALITY ASSURANCE

All Cramer products* meet or exceeds specifications, standards and test requirements for ANSI/BIFMA X5.1-2017; meet NSTA shipping requirements; meet California Technical Bulletins 117.

WARRANTY

This warranty applies only to products used under normal conditions by the original purchaser. Warranties do not apply to damage from neglect, abuse, normal wear and tear, or to products that have been modified by the user. Cramer supplied replacement parts must be used to retain warranty coverage.

Fabric, foam assembly and arm pads are warrantied for three (3) years. The polyurethane skin and foam assembly on R+ and i+ products are warrantied for five (5) years.

Labor charges for repairs performed outside of the factory, or for installation of replacement parts, are the responsibility of the purchaser.

Cramer's liability is limited to repair or replacement, at Cramer's option, and cannot exceed the original invoice price. Cramer is not liable for incidental or consequential damage arising in connection with the sale, use or serviceability of Cramer products. Repairs or replacements do not carry a warranty or extend the original warranty period.

For questions about our warranty, please call Customer Care at 1.800.366.6700 or email us at support@cramerinc.com

* This does not include the Citrus line.

HELIX®



Meet Helix, the future of modern lab and caregiver seating. Its patent-pending Frameless Back™ hugs the user, providing total support and unmatched freedom of motion. Its i+™ Polyurethane seamless seat and back cushions are perfect for clean environments, and the organic form and optional color accents bring a modern sensibility to progressive healthcare and lab facilities. Whether you twist, relax, focus or reach - Helix is there to support you.

SPECIFICATIONS

FEATURES

- Patent-pending Frameless Back™ adapts organically to the user, providing exceptional freedom of motion and comfort
- One-touch adjustment ensures a fast, personal fit for multiple users
- Seamless i+™ Polyurethane cushions resist contaminants and will withstand hospital cleaning agents
- Streamlined form minimizes the visual impact and doesn't interrupt sightlines
- Meets BIFMA Healthcare Furniture Cleanability Guidelines HCF 8.1-2019
- ISO-Class 4 cleanroom rated
- 300lb weight capacity
- SCS Indoor Advantage Gold Certification and may help contribute toward LEED certification

CONSTRUCTION

- i+™ Polyurethane seat and back
- Advanced thermoplastic elastomer flexing upright
- Heavy-duty formed steel mechanism
- Resilient glass fiber support spring
- 25.25" durable nylon base
- Class 4 pneumatic cylinder



OPTIONS

- High-performance twist-lock flat surface black footring 20". Footring is only available on high-height
- Casters: multi-surface dual wheel is standard. Non-rolling glides and braking casters are also available
- Desk and high-height with desk to counter option
- Available in five colors: Slate (dark grey), Stone (light grey), Citrine (yellow), Aquamarine (blue), Coral
- Fixed arm option available

DIMENSIONS

SEAT DIMENSIONS	WIDTH (X) DEPTH	18.50 (X) 16.75 IN
SEAT HEIGHT	MIN-MAX	
	DESK	16.00 IN - 21.00 IN
	DESK TO COUNTER	17.25 IN - 24.50 IN
	HIGH	21.50 IN - 31.50 IN
BACK DIMENSIONS	WIDTH (X) HEIGHT	18.00 IN (X) 17.25 IN
BASE DIMENSIONS	DIAMETER	25.25 IN
ARMPAD HEIGHT ABOVE SEAT	FIXED	8.75 IN
DISTANCE BETWEEN ARMPADS	FIXED	20.75 IN
WEIGHT	DESK	26 LBS
	DESK TO COUNTER	33 LBS
	HIGH	33 LBS
	ARMS	4 LBS

PRICING: HELIX

	Chair Style	Seat Material	Adjustment Mechanism	Shell Color	Model Number	List Price
Desk		i+™ Polyurethane	One-Touch	Slate	HXDU1	\$1,090
				Aquamarine	HXDU2	
				Stone	HXDU3	
				Coral	HXDU4	
				Citrine	HXDU5	
High		i+™ Polyurethane	One-Touch	Slate	HXHU1	\$1,240
				Aquamarine	HXHU2	
				Stone	HXHU3	
				Coral	HXHU4	
				Citrine	HXHU5	

One-Touch Adjustment Mechanism - Seat Height

OPTIONS:

ORDER
CODE

LIST
PRICE

ORDER
CODE

LIST
PRICE

CASTERS

- 2 multi-surface dual wheel standard**
- 3 non-rolling glide n/c
- 9 weight activated brakes when seated \$160

ARMS

- A fixed arms \$215

EXTRAS

- L desk to counter cylinder (approx. 17.5" - 25")
..... (cylinder upcharge added to high-height price) \$50

** Standard casters and footing included unless different options are requested.

HOW TO ORDER

MODEL NUMBER	AVAILABLE OPTIONS CODE
<input style="width: 20px; height: 20px; border: 1px solid black;" type="text"/> <input style="width: 20px; height: 20px; border: 1px solid black;" type="text"/> <input style="width: 20px; height: 20px; border: 1px solid black;" type="text"/> <input style="width: 20px; height: 20px; border: 1px solid black;" type="text"/> <input style="width: 20px; height: 20px; border: 1px solid black;" type="text"/>	<input style="width: 20px; height: 20px; border: 1px solid black;" type="text"/> <input style="width: 20px; height: 20px; border: 1px solid black;" type="text"/> <input style="width: 20px; height: 20px; border: 1px solid black;" type="text"/> <input style="width: 20px; height: 20px; border: 1px solid black;" type="text"/> <input style="width: 20px; height: 20px; border: 1px solid black;" type="text"/>

CITRUS™



Simple, fresh, and clean modern design. Citrus™ is a seating solution for lab and healthcare environments that doesn't force you to choose between style and performance. Its Flex Function™ back and waterfall edge seat auto-adjust to individual users, while its one-touch height adjustment allows for easy sanitation.

SPECIFICATIONS

FEATURES

- Flex Function back and forward edge seat adapt and auto-adjust to individual user movements and support perching or sitting postures
- One-touch height adjustment-is the only user-made adjustment necessary
- Minimal joint hygienic design for easy cleaning and disinfection
- Meets BIFMA Healthcare Furniture Cleanability Guidelines HCF 8.1-2019
- ISO-Class 3 cleanroom rated
- 300lb weight capacity
- SCS Indoor Advantage Gold Certification and may help contribute toward LEED certification

CONSTRUCTION

- Simple design and minimalist construction with few moving parts
- Robust polypropylene backrest for improved flexibility and strength
- Plush synthetic leather or durable integral skin foam seat with anti-bacterial properties
- Class 4 pneumatic cylinder



OPTIONS

- Casters: multi-surface dual wheel is standard. Other caster options are also available
- High-performance twist-lock flat surface chrome footring. Footrings are only available on high-height stools
- Desk and high height with desk to counter option
- 25.25" durable nylon or polished aluminum base
- Fixed arms option available
- Available in five colors or ESD: Anthracite* (gray), Sky* (blue), White*, Orange, Lime (green), and Onyx (black - ESD only). *5 day lead time on Anthracite (gray), Sky (blue), and White; Extended lead time for Orange and Lime.

DIMENSIONS



SEAT DIMENSIONS	WIDTH (X) DEPTH	
	CHAIR	17.50 IN (X) 16.25 IN
	STOOL	15.75 IN (X) 15.75 IN
SEAT HEIGHT	MIN-MAX	
	DESK	16.00 IN - 22.00 IN
	DESK TO COUNTER	17.50 IN - 25.00 IN
	HIGH	20.75 IN - 31.00 IN
BACK DIMENSIONS	WIDTH (X) HEIGHT	
		16 IN - 14.50 IN
BASE DIMENSIONS	DIAMETER	
		25.25 IN
ARMPAD HEIGHT ABOVE SEAT	FIXED	
		8.75 IN
DISTANCE BETWEEN ARMPADS	FIXED	
		16.00 IN
WEIGHT	DESK	
		17 LBS
	DESK TO COUNTER	
		22 LBS
	HIGH	
		23 LBS
	ARMS	
		7 LBS

PRICING: CITRUS

	Chair Style	Seat Material	Adjustment Mechanism	Shell Color	Model Number	List Price
Desk		Synthetic Leather	One-Touch	Anthracite	CTDL1	\$980
				Sky	CTDL2	
				White	CTDL3	
				Orange	CTDL4	
				Lime	CTDL5	
	Integral Foam	One-Touch	Anthracite	CTDU1	\$980	
			Sky	CTDU2		
			White	CTDU3		
	Integral ESD Foam	One-Touch	Onyx	CTDE6	\$1,480	
High		Synthetic Leather	One-Touch	Anthracite	CTHL1	\$1,090
				Sky	CTHL2	
				White	CTHL3	
				Orange	CTHL4	
				Lime	CTHL5	
	Integral Foam	One-Touch	Anthracite	CTHU1	\$1,090	
			Sky	CTHU2		
			White	CTHU3		
	Integral ESD Foam	One-Touch	Onyx	CTHE6	\$1,600	

One-Touch Adjustment Mechanism - Seat Height

*ESD - standard with polished aluminum base and chrome cylinder (option E)

	Chair Style	Seat Material	Adjustment Mechanism	Model Number	List Price
Desk		Integral Skin	One-Touch	CTRDU	\$700
High		Integral Skin	One-Touch	CTRHU	\$850

One-Touch Adjustment Mechanism - Seat Height

OPTIONS:

ORDER CODE LIST PRICE

CASTERS

- 2 multi-surface dual wheel standard**
- 3 non-rolling glide \$36
(not available for ESD models)
- 7 weight-activated brakes when not seated \$140
(not available for ESD models)

ARMS

- A fixed arms \$195
(not available for ESD models)

** Standard casters and footing included unless different options are requested.

***5 day lead time on Anthracite (gray), Sky (blue), and White. Extended lead time for Orange and Lime.

ORDER CODE LIST PRICE

FOOTRINGS

- flat surface chrome footing standard**
(only available on high height)

EXTRAS

- E polished aluminum base and chrome cylinder \$145
(standard option on ESD)
- L desk to counter cylinder (approx. 17.5" - 25") \$65
(cylinder upcharge added to high-height price) \$65
**not available on ESD models

HOW TO ORDER

MODEL NUMBER	AVAILABLE OPTIONS CODE
<input style="width: 40px; height: 20px;" type="text"/> <input style="width: 40px; height: 20px;" type="text"/> <input style="width: 40px; height: 20px;" type="text"/> <input style="width: 40px; height: 20px;" type="text"/>	<input style="width: 30px; height: 20px;" type="text"/> <input style="width: 30px; height: 20px;" type="text"/> <input style="width: 30px; height: 20px;" type="text"/> <input style="width: 30px; height: 20px;" type="text"/> <input style="width: 30px; height: 20px;" type="text"/>

FUSION® FUSION® R+™



The Fusion series is our most flexible line with dozens of configurable options and available with R+ Technology - our patented polyurethane cover system. This versatility makes Fusion our best-selling line that can fill a variety of roles in both lab and technical environments.

SPECIFICATIONS

FEATURES

- Heavy-duty steel seat for multi-shift durability
- Contoured molded seat with waterfall edge ensures 24-hour comfort
- Dynamic range of adjustments support the full range of seated postures from active forward-leaning to recline
- High performance twist-lock footring with 20" diameter (on stool heights)
- Supports up to 350 lbs
- 10-Year, Three-Shift Warranty
- SCS Indoor Advantage Gold Certification and may help contribute toward LEED certification
- R+ meets BIFMA Healthcare Furniture Cleanability Guidelines HCF 8.1-2019
- ISO Class 5 Cleanroom (Fed Std 209 Class 100)

- Class 4 pneumatic cylinder: 1.12" diameter with a 17-4 taper top end for maximum strength
- Heat-bonded powder coat finish

OPTIONS

- Arms: an adjustable arm option or a fully articulating arm option
- Casters: multi-surface dual wheel is standard. A variety of other casters are also available
- High-performance twist-lock footrings: Flat surface black 20" is standard. Flat surface chrome 20" is also available
- Desk, desk-to-counter and high heights
- Mesh back available as an option (4-Way mechanism only)



- Patented R+ combination of polyurethane and molded foam provides a comfortable seat
- Resists punctures, tears and virtually all spills; and cleans easily with bleach or ethanol
- Textured surface prevents slipping
- R+ properties: tear strength of 17.7 kgF, puncture resistance of 9.9 kgF, stretch of 660%, abrasion resistance of 25,000 and a Ross Flex rating of 150,000 flexes



CONSTRUCTION

- 26.75" fiberglass-reinforced nylon base
- 16-gauge steel seat pan
- Integrated steel arm structure with metal-to-metal connections eliminates points of failure
- High resiliency 3" thick seat foam with a density of 2.4 lbs. per cubic foot

DIMENSIONS

SEAT DIMENSIONS	WIDTH (X) DEPTH	20.00 IN (X) 19.25
SEAT HEIGHT	MIN-MAX	
	DESK	16.50 IN - 21.50 IN
	DESK TO COUNTER	17.75 IN - 25.00 IN
	HIGH	22.00 IN - 32.00 IN
BACK DIMENSIONS	WIDTH (X) HEIGHT	16.75 IN - 15.00 IN
BASE DIMENSIONS	DIAMETER	26.75 IN
ARMPAD HEIGHT ABOVE SEAT	MIN - MAX	5.25 IN - 9.00 IN
DISTANCE BETWEEN ARMPADS	MIN- MAX	17.75 IN - 21.00 IN
WEIGHT	DESK	32 LBS
	DESK TO COUNTER	39 LBS
	HIGH	39 LBS
	ARMS	10 LBS

PRICING: FUSION & FUSION R+

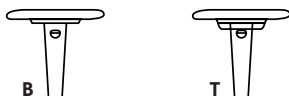
		FUSION R+			FUSION								
Desk	Chair Style	Back Size	Adjustment Mechanism	Model Number	List Price	List Price by Textile Grades (see textile card for styles)							
						Model Number	1	2	3				
Desk		M	2 Way	RPMD2	\$1,070	FSMD2	\$1,030	\$1,130	\$1,280				
			4 Way	RPMD4	\$1,190	FSMD4	\$1,155	\$1,255	\$1,405				
			7 Way	RPMD7	\$1,350	FSMD7	\$1,295	\$1,395	\$1,545				
High		M											
			2 Way	RPMH2	\$1,210	FSMH2	\$1,190	\$1,290	\$1,440				
			4 Way	RPMH4	\$1,330	FSMH4	\$1,295	\$1,395	\$1,545				

R+ Color Options - 252 Black, 282 Graphite, 262 Sky
2 Way - Seat Height, Back Depth
4 Way - Seat Height, Back Height, Back Angle, Seat Angle
7 Way - Seat Height, Back Height, Back Angle, Seat Angle, Chair Tilt, Forward Tilt Limiter, Seat Depth

OPTIONS:

ORDER CODE	LIST PRICE
CASTERS	
2 multi-surface dual wheel	standard**
3 non-rolling glide	n/c
9 weight activated brakes when seated	\$160
10 hard surface single wheel with 3" diameter	\$70
ARMS	
B adjustable arms	\$205
T articulating arms	\$235

ORDER CODE	LIST PRICE
FOOTRINGS	
	flat surface black footring (20")
	standard**
X	flat surface chrome footring (20")
	\$40
	**on high height models only
EXTRAS	
L	desk to counter cylinder (approx. 17.5" - 25")
	(cylinder upcharge added to high height price)
	\$50
Y	Fusion mesh back option
	(only available on 4-way models)
	\$230



**Standard casters and footrings included unless different options are requested.
 ***Limited availability of mesh back

HOW TO ORDER

MODEL NUMBER	TEXTILE CODE*	AVAILABLE OPTIONS CODE
<input type="text"/>	<input type="text"/>	<input type="text"/>
*Refer to Cramer Textile Offering for code. (COM priced at Grade 1)		

ESD FUSION® ESD FUSION® R+™



The ESD Fusion series is available in ESD black vinyl or with R+ Technology - Cramer's patented polyurethane cover system. All ESD Fusion models meet ESD STM12.1 - 1997 and ISO Class 5 Cleanroom.

SPECIFICATIONS

FEATURES

- Heavy-duty steel seat for multi-shift durability
- Contoured molded seat with waterfall edge ensures 24-hour comfort
- High performance twist-lock footring with 20" diameter (on stool heights). Flat surface chrome is standard on high height models.
- Polished aluminum base is standard.
- Supports up to 350 lbs
- 10-Year, Three-Shift Warranty
- SCS Indoor Advantage Gold Certification and may help contribute toward LEED certification
- R+ meets BIFMA Healthcare Furniture Cleanability Guidelines HCF 8.1-2019
- ISO Class 5 Cleanroom (Fed Std 209 Class 100)

CONSTRUCTION

- 27.50" polished aluminum base
- 16-gauge steel seat pan
- Integrated steel arm structure with metal-to-metal connections eliminates points of failure
- High resiliency 3" thick seat foam with a density of 2.4 lbs. per cubic foot

- Class 4 pneumatic cylinder: 1.12" diameter with a 17-4 taper top end for maximum strength
- Heat-bonded powder coat finish

OPTIONS

- Arms: adjustable arm option.
- Casters: multi-surface dual wheel is standard. Optional glides available.
- Desk and high heights available.



- Patented R+ combination of polyurethane and molded foam provides a comfortable seat
- Resists punctures, tears and virtually all spills; and cleans easily with bleach or ethanol
- Textured surface prevents slipping
- Rhino Plus properties: tear strength of 17.7 kgF, puncture resistance of 9.9 kgF, stretch of 660%, abrasion resistance of 25,000 and a Ross Flex rating of 150,000 flexes

DIMENSIONS

SEAT DIMENSIONS	WIDTH (X) DEPTH	20.00 IN (X) 19.25
SEAT HEIGHT	MIN-MAX	
	DESK	17.00 IN - 22.00 IN
	HIGH	22.50 IN - 32.50 IN
BACK DIMENSIONS	WIDTH (X) HEIGHT	16.75 IN - 15.00 IN
BASE DIMENSIONS	DIAMETER	27.50 IN
ARMPAD HEIGHT ABOVE SEAT	MIN - MAX	5.25 IN - 9.00 IN
DISTANCE BETWEEN ARMPADS	MIN- MAX	17.75 IN - 21.00 IN
WEIGHT	DESK	33 LBS
	HIGH	40 LBS
	ARMS	10 LBS

FUSION® FIT FUSION® FIT R+



Smaller footprint, same performance. Fusion Fit follows the same construction as the Fusion series but in a more compact footprint, and available with R+ Technology - our patented polyurethane cover system. This makes Fusion Fit more versatile and can fill a variety of roles in both lab and technical environments.

SPECIFICATIONS

FEATURES

- Ergonomically proportioned to comfortably fit smaller individuals and tighter workspaces
- Available in our patented R+ technology
- Solid construction guarantees years of support
- High-performance twist-lock footings on stool heights: Flat surface black 20" is standard. Flat surface chrome 20" is also available
- Supports up to 300 lbs
- 10-Year, Three-Shift Warranty
- Premium molded foam seat cushion
- SCS Indoor Advantage Gold Certification and may help contribute toward LEED certification
- ISO Class 5 Cleanroom (Fed Std 209 Class 100)

CONSTRUCTION

- 25.25" fiberglass-reinforced nylon base
- 16-gauge steel seat pan
- Integrated steel arm structure with new shorter arm bar
- Class 4 pneumatic cylinder
- Heat-bonded powder coat finish

OPTIONS

- Arms: an adjustable arm option or a fully articulating arm option
- Casters: multi-surface dual wheel is standard. A variety of other casters and glides are also available
- Desk, desk-to-counter, and high heights







- Patented R+ combination of polyurethane and molded foam provides a comfortable seat
- Resists punctures, tears and virtually all spills; and cleans easily with bleach or ethanol
- Textured surface prevents slipping
- R+ properties: tear strength of 17.7 kgF, puncture resistance of 9.9 kgF, stretch of 660%, abrasion resistance of 25,000 and a Ross Flex rating of 150,000 flexes

DIMENSIONS

SEAT DIMENSIONS	WIDTH (X) DEPTH	17.50 IN (X) 17.00
SEAT HEIGHT	MIN-MAX	
	DESK	16.25 IN - 21.25 IN
	DESK TO COUNTER	17.50 IN - 24.75 IN
	HIGH	21.75 IN - 31.75 IN
BACK DIMENSIONS	WIDTH (X) HEIGHT	17.00 IN - 12.00 IN
BASE DIMENSIONS	DIAMETER	25.25 IN
ARMPAD HEIGHT ABOVE SEAT	MIN - MAX	6.25 IN - 10.00 IN
DISTANCE BETWEEN ARMPADS	MIN- MAX	14.75 IN - 18.00 IN
WEIGHT	DESK	29 LBS
	DESK TO COUNTER	36 LBS
	HIGH	36 LBS
	ARMS	10 LBS

PRICING: FUSION FIT & FUSION FIT R+

	Chair Style	Back Size	Adjustment Mechanism	FUSION FIT R+		FUSION FIT							
				Model Number	List Price	Model Number	List Price by Textile Grades (see textile card for styles)						
						1	2	3					
Desk			2 Way	RPSD2	\$1,030	FFSD2	\$960	\$1,060	\$1,210				
			4 Way	RPSD4	\$1,180	FFSD4	\$1,120	\$1,220	\$1,370				
High			2 Way	RPSH2	\$1,200	FFSH2	\$1,155	\$1,255	\$1,405				
			4 Way	RPSH4	\$1,380	FFSH4	\$1,315	\$1,415	\$1,565				

R+ Color Options - 252 Black, 282 Graphite, 262 Sky
 2 Way - Seat Height, Back Depth
 4 Way - Seat Height, Back Height, Back Angle, Seat Angle

OPTIONS:

ORDER CODE	LIST PRICE
------------	------------

ORDER CODE	LIST PRICE
------------	------------

CASTERS

- 2 multi-surface dual wheel standard**
- 3 non-rolling glide n/c
- 4 hard surface single wheel \$70
- 9 weight activated brakes when seated \$160
- 10 hard surface single wheel with 3" diameter \$70

FOOTRINGS


- flat surface black footring (20") standard**
- X flat surface chrome footring (20") \$40

ARMS

- B adjustable arms \$205
- T articulating arms \$235

EXTRAS

- L desk to counter cylinder (approx. 17.5" - 25.5")
 (cylinder upcharge added to high-height price) \$50



**Standard casters and footrings included unless different options are requested.

HOW TO ORDER

MODEL NUMBER	TEXTILE CODE*	AVAILABLE OPTIONS CODE
<input type="text"/>	<input type="text"/>	<input type="text"/>

*Refer to Cramer Textile Offering for code. (COM priced at Grade 1)

FUSION® ROUND STOOL

FUSION® ROUND STOOL R+



The Fusion Round Stool offers a wider arc of movement, still with flexible ease and comfort. This model is versatile and is also available in our R+™ technology.

SPECIFICATIONS

FEATURES

- Three seat heights
- Contoured foam seat ensures 24-hour comfort
- Hand-activated height adjustment, accessible from any direction
- High-performance twist-lock footrings on stool heights: Flat surface black 20" is standard. Flat surface chrome 20" is also available
- Supports up to 300 lbs
- 10-Year, Three-Shift Warranty
- Available with back
- SCS Indoor Advantage Gold Certification and may help contribute toward LEED certification
- ISO Class 5 Cleanroom (Fed Std 209 Class 100)

CONSTRUCTION

- 16-gauge steel seat pan
- 25.25" fiberglass-reinforced nylon base
- High resiliency 2.5" thick seat foam with a density of 2.4 lbs. per cubic foot
- Class 4 pneumatic cylinder
- Heat-bonded powder coat finish

OPTIONS

- Casters: multi-surface dual wheel is standard. A variety of other casters are also available
- Desk, desk-to-counter, and high heights
- Textile or vinyl upholstery - also available with R+ Technology







- Patented Rhino Plus combination of polyurethane and molded foam provides a comfortable seat
- Resists punctures, tears and virtually all spills; and cleans easily with bleach or ethanol
- Textured surface prevents slipping
- R+ properties: tear strength of 17.7 kgF, puncture resistance of 9.9 kgF, stretch of 660%, abrasion resistance of 25,000 and a Ross Flex rating of 150,000 flexes

DIMENSIONS

SEAT DIMENSIONS	DIAMETER	16.00 IN
SEAT HEIGHT	MIN-MAX	
	DESK	15.50 IN - 20.75 IN
	DESK TO COUNTER	16.75 IN - 24.00 IN
	HIGH	21.00 IN - 31.00 IN
BACK DIMENSIONS	WIDTH (X) HEIGHT	17.00 IN (X) 12.00 IN
BASE DIMENSIONS	DIAMETER	25.25 IN
WEIGHT	DESK	16 LBS
	DESK TO COUNTER	23 LBS
	HIGH	23 LBS
	BACK	8 LBS

PRICING: FUSION ROUND STOOL & FUSION ROUND STOOL R+

		FUSION ROUND STOOL R+		FUSION ROUND STOOL							
Chair Style	Adjustment Mechanism	Model Number	List Price	Model Number	List Price by Textile Grades (see textile card for styles)						
					1	2	3				
Desk 	Hand	RPOD1	\$610	RSOD1	\$620	\$720	\$870				
Desk 	Hand	RPBD2	\$915	RSBD2	\$995	\$1,095	\$1,245				
High 	Hand	RPOH1	\$725	RSOH1	\$770	\$870	\$1,020				
High 	Hand	RPBH2	\$1,020	RSBH2	\$1,125	\$1,225	\$1,375				

R+ Color Options - 252 Black, 282 Graphite, 262 Sky
 2 Way - Seat Height, Back Depth

OPTIONS:

ORDER CODE LIST PRICE

CASTERS

- 2 multi-surface dual wheel standard**
- 3 non-rolling glide n/c
- 4 hard surface single wheel \$70
- 9 weight activated brakes when seated \$160
- 10 hard surface single wheel with 3" diameter \$70

FOOTRINGS

- flat surface black footring standard**
- X flat surface chrome footring (20") \$40

ORDER CODE LIST PRICE

EXTRAS

- L desk to counter cylinder (approx. 17.5" - 25.5")
 (upcharge added to high-height price) \$50

**Standard casters and footrings included unless different options are requested.

HOW TO ORDER

MODEL NUMBER	TEXTILE CODE*	AVAILABLE OPTIONS CODE
<input style="width: 20px; height: 20px;" type="text"/> <input style="width: 20px; height: 20px;" type="text"/> <input style="width: 20px; height: 20px;" type="text"/> <input style="width: 20px; height: 20px;" type="text"/>	<input style="width: 20px; height: 20px;" type="text"/> <input style="width: 20px; height: 20px;" type="text"/>	<input style="width: 20px; height: 20px;" type="text"/> <input style="width: 20px; height: 20px;" type="text"/> <input style="width: 20px; height: 20px;" type="text"/> <input style="width: 20px; height: 20px;" type="text"/> <input style="width: 20px; height: 20px;" type="text"/>
*Refer to Cramer Textile Offering for code. (COM priced at Grade 1)		

TRITON® TRITON® R+



Triton chairs have been engineered and built to withstand demanding Med-Tech environments and 24/7 usage. Triton and Triton R+ feature carbon steel frames, metal-to-metal assembly and come with a 15-year performance guarantee. This highly engineered construction delivers reliable performance and cleanability day after day.

SPECIFICATIONS

FEATURES

- Heavy-duty steel seat and back guarantee multi-shift durability
- Contoured molded seat with waterfall edge ensures 24-hour comfort
- Dynamic range of adjustments support the full range of seated postures from active forward-leaning to recline
- Supports up to 350 lbs
- 15-Year, Three-Shift Warranty
- All metal construction
- SCS Indoor Advantage Gold Certification and may help contribute toward LEED certification
- ISO Class 5 Cleanroom (Fed Std 209 Class 100)

OPTIONS

- Arms: an intensive use fixed arm option, an adjustable arm option, or a fully articulating arm option
- Casters: multi-surface dual wheel is standard. A variety of other casters are also available
- High-performance twist-lock footings on stool heights: Flat surface black 20" is standard. Flat surface chrome 20" is also available
- Desk, mid, desk-to-counter, and high heights
- 27.75" polished aluminum base
- When Q option for ESD is added, will meet ESD STM12.1 - 2019

CONSTRUCTION

- 27.50" die-cast painted aluminum base
- 16-gauge steel seat pan
- 16-gauge pressed steel inner back plate with an 18-gauge outer shell
- Integrated steel arm structure with metal-to-metal connections eliminates points of failure
- High resiliency 3" thick seat foam with a density of 2.4 lbs. per cubic foot
- Class 4 pneumatic cylinder: 1.12" diameter with a 17-4 taper top end for maximum strength
- Heat-bonded powder coat finish



- Patented Rhino Plus combination of polyurethane and molded foam provides a comfortable seat
- Resists punctures, tears and virtually all spills; and cleans easily with bleach or ethanol
- Textured surface prevents slipping
- R+ properties: tear strength of 17.7 kgF, puncture resistance of 9.9 kgF, stretch of 660%, abrasion resistance of 25,000 and a Ross Flex rating of 150,000 flexes

DIMENSIONS




MODEL#	MAXIMUM OVERALL DIMENSIONS		SEAT DIMENSIONS		SEAT HEIGHT FROM FLOOR WHEN SEATED E	BACK DIMENSIONS		WEIGHT LBS.
	A	B	C	D		F	G	
TPMD4 TRMD4	39.00	27.50	19.50	19.50	16.00 - 21.25	17.25	15.00	38
TPMM4 TRMM4	46.50	27.50	19.50	19.50	21.50 - 29.00	17.25	15.00	45
TPMH4 TRMH4	51.50	27.50	19.50	19.50	23.25 - 33.25	17.25	15.00	46
TRLD4	42.00	27.50	19.50	19.50	16.00 - 21.25	18.00	18.00	40
TRLM4	49.50	27.50	19.50	19.50	21.50 - 29.00	18.00	18.00	47
TRLH4	54.50	27.50	19.50	19.50	23.25 - 33.25	18.00	18.00	47



Dimensions listed in inches.
Adding arms will increase weight by 10 lbs.

Measurements are for standard mechanisms and can vary +/- .5".
Seat slider and arm options can increase overall height and seat height .25" -1"

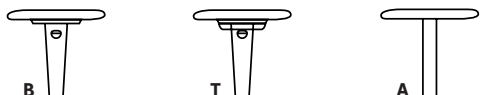
PRICING: TRITON & TRITON R+

	Chair Style	Back Size	Adjustment Mechanism	TRITON R+		TRITON							
				Model Number	List Price	Model Number	List Price by Textile Grades (see textile card for styles)			ESD			
						1	2	3					
Desk		M	4 Way	TPMD4	\$1,560	TRMD4	\$1,445	\$1,545	\$1,695				\$1,565
			6 Way	TPMD6	\$1,620	TRMD6	\$1,550	\$1,650	\$1,800				\$1,670
			7 Way	TPMD7	\$1,710	TRMD7	\$1,625	\$1,725	\$1,875				\$1,745
		L	4 Way	---	---	TRLD4	\$1,555	\$1,655	\$1,805				\$1,675
			6 Way	---	---	TRLD6	\$1,640	\$1,740	\$1,890				\$1,760
			7 Way	---	---	TRLD7	\$1,730	\$1,830	\$1,980				\$1,850
Mid		M	4Way	TPMM4	\$1,675	TRMM4	\$1,580	\$1,680	\$1,830				\$1,700
			4Way	---	---	TRLM4	\$1,680	\$1,780	\$1,930				\$1,800
		L	4 Way	---	---	TRLH4	\$1,700	\$1,800	\$1,950				\$1,820
High		M	4 Way	TPMH4	\$1,740	TRMH4	\$1,600	\$1,700	\$1,850				\$1,720
			4 Way	---	---	TRLH4	\$1,700	\$1,800	\$1,950				\$1,820
		L	4 Way	---	---	---	---	---	---				---

R+ Color Options - 252 Black, 256 ESD Black, 282 Graphite, 262 Sky
 4 Way - Seat Height, Back Height, Back Angle, Seat Angle
 6 Way - Seat Height, Back Height, Back Angle, Seat Angle, Chair Tilt, Forward Tilt Limiter
 7 Way - Seat Height, Back Height, Back Angle, Seat Angle, Chair Tilt, Forward Tilt Limiter, Seat Depth

OPTIONS:

ORDER CODE	LIST PRICE	ORDER CODE	LIST PRICE
CASTERS		FOOTRINGS	
2	multi-surface dual wheel standard**		flat surface black footring (20")standard**
1	carpeted floor only.....n/c	X	flat surface chrome footring (20")..... \$40
3	non-rolling gliden/c		ENVIRONMENTS
4	hard surface single wheel \$70	Q	ESD* (must choose ESD textile or R+ 256 black) (includes flat surface chrome 20" footring and polished aluminum base)..... \$205
5	glide / caster combination 3x glides, 2x multi-surface \$70		EXTRAS
10	hard surface single wheel with 3" diameter \$70	L	desk to counter cylinder (approx. 17.5" - 25.5") with flat surface chrome 20" footring (upcharge added to mid-height price)..... \$50
ARMS			
B	adjustable arms \$205		
T	articulating arms \$235		
A	intensive use fixed arms \$290		



*ESD not available for option codes 1, 4, 10, L, T or with 7 way mechanism
 **Standard casters and footrings included unless different options are requested.

HOW TO ORDER

MODEL NUMBER	TEXTILE CODE*	AVAILABLE OPTIONS CODE
<input type="text"/>	<input type="text"/>	<input type="text"/>
*Refer to Cramer Textile Offering for code. (COM priced at Grade 1)		

TRITON[®] MAX



Triton Max has been engineered and built to withstand demanding Med-Tech environments and 24/7 usage. With a carbon steel frame, metal-to-metal assembly and the ability to support up to a 500lb weight capacity, Triton Max delivers reliable performance day after day.

SPECIFICATIONS

FEATURES

- 23" extra-wide contoured molded seat with waterfall edge ensures 24-hour comfort
- Dynamic range of adjustments support the full range of seated postures from active forward-leaning to recline
- Supports up to 500 lbs
- 15-Year, Three-Shift Warranty
- All metal construction
- SCS Indoor Advantage Gold Certification and may help contribute toward LEED certification

OPTIONS

- Arms: an adjustable arm option or a fully articulating arm option
- Casters: multi-surface dual wheel is standard. A variety of other casters are also available
- High-performance twist-lock footings on stool heights: Flat surface black 20" is standard. Flat surface chrome 20" is also available
- Desk, mid, desk-to-counter, and high heights
- Extra large back (desk height only)

CONSTRUCTION

- 29.50" die-cast painted aluminum base
- 14-gauge steel seat pan
- 16-gauge pressed steel inner back plate with a 18-gauge outer shell
- Integrated steel arm structure with metal-to-metal connections eliminates points of failure
- High resiliency 3.25" thick seat foam with a density of 2.4 lbs. per cubic foot
- Class 4 pneumatic cylinder
- Heat-bonded powder coat finish




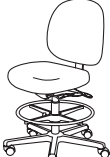



DIMENSIONS

MODEL#	MAXIMUM OVERALL DIMENSIONS		SEAT DIMENSIONS		SEAT HEIGHT FROM FLOOR WHEN SEATED E	BACK DIMENSIONS		WEIGHT LBS.
	A	B	C	D		F	G	
TMLD4	42.00	29.50	23.00	20.00	16.50 - 21.75	18.00	18.00	46
TMLM4	49.50	29.50	23.00	20.00	22.00 - 29.50	18.00	18.00	53
TMLH4	54.50	29.50	23.00	20.00	24.00 - 34.25	18.00	18.00	54
TMXD4	48.50	29.50	23.00	20.00	16.50 - 21.75	22.00	24.75	52

Dimensions listed in inches.
Adding arms will increase weight by 10 lbs.

Measurements are for standard mechanisms and can vary +/- .5".
Seat slider and arm options can increase overall height and seat height .25" -1"

PRICING: TRITON MAX

Chair Style	Back Size	Adjustment Mechanism	Model Number	List Price by Textile Grades (see textile card for styles)					
				1	2	3			
Desk 	L 	4 Way	TMLD4	\$1,800	\$1,900	\$2,050			
		6 Way	TMLD6	\$1,880	\$1,980	\$2,130			
		7 Way	TMLD7	\$1,960	\$2,060	\$2,210			
	XL 	4 Way	TMXD4	\$2,330	\$2,430	\$2,580			
		6 Way	TMXD6	\$2,420	\$2,520	\$2,670			
		7 Way	TMXD7	\$2,490	\$2,590	\$2,740			
Mid 	L 	4 Way	TMLM4	\$1,900	\$2,000	\$2,150			
High 	L 	4 Way	TMLH4	\$1,925	\$2,025	\$2,175			

4 Way - Seat Height, Back Height, Back Angle, Seat Angle

6 Way - Seat Height, Back Height, Back Angle, Seat Angle, Chair Tilt, Forward Tilt Limiter

7 Way - Seat Height, Back Height, Back Angle, Seat Angle, Chair Tilt, Forward Tilt Limiter, Seat Depth

OPTIONS:

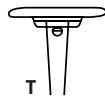
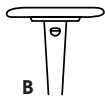
ORDER CODE	LIST PRICE
------------	------------

CASTERS

- 2** multi-surface dual wheel standard**
- 1** carpeted floor only.....n/c
- 3** non-rolling gliden/c
- 4** hard surface single wheel \$70
- 5** glide / caster combination
- 3x** glides, 2x multi-surface \$70
- 10** hard surface single wheel with 3" diameter \$70

ARMS

- B** adjustable arms \$205
- T** articulating arms \$235



**Standard casters and footrings included unless different options are requested.

ORDER CODE	LIST PRICE
------------	------------

FOOTRINGS

- flat surface black footing (20") standard**
- X** flat surface chrome footing (20") \$40

EXTRAS

- L** desk to counter cylinder (approx. 17.5" - 25.5") with flat surface chrome 20" footing **X** (upcharge added to mid-height price) \$50

HOW TO ORDER

MODEL NUMBER	TEXTILE CODE*	AVAILABLE OPTIONS CODE
<input type="text"/>	<input type="text"/>	<input type="text"/>
*Refer to Cramer Textile Offering for code. (COM priced at Grade 1)		

RHINO™ BASIC



When demanding environments need durable, multi-shift seating, Rhino™ Basic meets their unique technical requirements. The durable molded seat and back simply won't quit, and the Rhino skin coating resists most chemical and physical damage.

SPECIFICATIONS

FEATURES

- Durable Rhino skin is molded right onto the frame
- Supports up to 300 lbs
- 10-Year, Three-Shift Warranty
- SCS Indoor Advantage Gold Certification and may help contribute toward LEED certification
- ISO Class 4 (Fed Std 209e 10) cleanroom option
- High-performance twist-lock footings on stool heights: Flat surface black 20" is standard. Flat surface chrome 20" is also available

CONSTRUCTION

- 27.50" fiberglass-reinforced nylon base
- Integrated steel arm structure
- Class 4 pneumatic cylinder

OPTIONS

- Arms: an intensive use fixed arm option, an adjustable arm option, or a fully articulating arm option
- Casters: multi-surface dual wheel is standard. A variety of other casters are also available
- Desk, mid, desk-to-counter, and high heights
- Small back available for tight workspaces
- 27.75" painted or polished aluminum base
- Available only in black
- ISO Class 4 (Fed Std 209e 10) cleanroom option




DIMENSIONS

MODEL#	MAXIMUM OVERALL DIMENSIONS		SEAT DIMENSIONS		SEAT HEIGHT FROM FLOOR WHEN SEATED E	BACK DIMENSIONS		WEIGHT LBS.
	A	B	C	D		F	G	
RHSD3	32.75	27.50	18.25	16.75	15.50 - 20.75	15.00	10.00	24
RHSM3	40.25	27.50	18.25	16.75	20.25 - 27.75	15.00	10.00	28
RHSH3	45.25	27.50	18.25	16.75	22.00 - 32.50	15.00	10.00	29
RHMD3	36.75	27.50	18.25	16.75	15.50 - 20.75	16.25	15.50	25
RHMM3	44.25	27.50	18.25	16.75	20.25 - 27.75	16.25	15.50	29
RHMH3	49.00	27.50	18.25	16.75	22.00 - 32.50	16.25	15.50	30

Dimensions listed in inches.

Adding arms will increase weight by 10 lbs. and can increase overall height and seat height .25" - 1"
Measurements are for standard mechanisms and can vary +/- .5".

PRICING: RHINO BASIC

	Chair Style	Back Type	Adjustment Mechanism	Model Number	List Price
Desk		S	3 Way	RHSD3	\$1,000
			4 Way	RHSD4	\$1,200
		M	3 Way	RHMD3	\$1,020
			4 Way	RHMD4	\$1,190
Mid		S	3 Way	RHSM3	\$1,155
			4 Way	RHSM4	\$1,340
		M	3 Way	RHMM3	\$1,180
			4 Way	RHMM4	\$1,350
High		S*	3 Way	RHSH3	\$1,180
			4 Way	RHSH4	\$1,365
		M	3 Way	RHMH3	\$1,200
			4 Way	RHMH4	\$1,380

Only available in black.

3 Way - Seat Height, Back Depth, Back Height

4 Way - Seat Height, Back Height, Back Angle, Seat Angle

OPTIONS:

ORDER CODE	LIST PRICE
CASTERS	
2 multi-surface dual wheel	standard**
1 carpeted floor only	n/c
3 non-rolling glide	n/c
4 hard surface single wheel	\$70
5 glide / caster combination	
3x glides, 2x multi-surface	\$70
9 weight activated brakes when seated	\$160
10 hard surface single wheel with 3" diameter	\$70
ARMS	
B adjustable arms	\$205
T articulating arms	\$235
A intensive use fixed arms	\$290

ORDER CODE	LIST PRICE
FOOTRINGS	
	rounded chrome footing (20")
	standard**
X	flat surface chrome footing (20")
	\$40
EXTRAS	
D	painting aluminum base
	\$75
E	27.75" polished aluminum base
	\$95
L	desk to counter cylinder (approx. 17.25" - 24.75")
	(upcharge added to mid-height price)
	\$50



**Standard casters and footings included unless different options are requested.

HOW TO ORDER

MODEL NUMBER	AVAILABLE OPTIONS CODE
<input type="text"/> <input type="text"/> <input type="text"/> <input type="text"/> <input type="text"/>	<input type="text"/> <input type="text"/> <input type="text"/> <input type="text"/> <input type="text"/>

RHINO™ BASIC ROUND STOOL



Rhino™ Basic Round Stool is the durable choice for higher education, labs and technical workspaces. Its self-skinned polyurethane resists punctures, tears, and virtually all spills and cleans easily. This model is also available in multiple heights, making it easy to concentrate on the job at hand.

SPECIFICATIONS

FEATURES

- Rhino skin resists chemical and physical damage
- Hand-activated height adjustment, accessible from any direction
- Supports up to 300 lbs
- 10-Year, Three-Shift Warranty
- Small back available
- SCS Indoor Advantage Gold Certification and may help contribute toward LEED certification
- ISO Class 4 (Fed Std 209e 10) cleanroom option

OPTIONS

- Casters: multi-surface dual wheel is standard. A variety of other casters are also available
- High-performance twist-lock footrings on high heights: Flat surface black 20" is standard. Flat surface chrome 20" is also available
- Desk, desk-to-counter, and high heights

CONSTRUCTION





- 24" fiberglass-reinforced nylon base
- Self-skinned Rhino polyurethane seat
- Class 4 pneumatic cylinder
- Heat-bonded powder coat finish

DIMENSIONS

MODEL#	MAXIMUM OVERALL DIMENSIONS		SEAT DIMENSIONS C	SEAT HEIGHT FROM FLOOR WHEN SEATED D	BACK DIMENSIONS		WEIGHT LBS.
	A	B			E	F	
RR0D1	20.50	24.00	15.00	15.25 - 20.50	---	---	16
RR0H1	32.00	24.00	15.00	22.00 - 32.00	---	---	21
RRBD3	35.50	24.00	15.00	16.00 - 21.25	15.00	10.00	22
RRBH3	47.75	24.00	15.00	22.75 - 32.75	15.00	10.00	27

Dimensions listed in inches.

PRICING: RHINO BASIC ROUND STOOL

	Chair Style	Adjustment Mechanism	Model Number	List Price
Desk		Hand	RR0D1	\$460
		Hand	RRBD3	\$835
High		Hand	RR0H1	\$590
		Hand	RRBH3	\$970

Only available in black.
3 Way - Seat Height, Back Depth, Back Height

***Footring option not available for foot activated round stool

OPTIONS:

ORDER CODE	LIST PRICE
CASTERS	
2 multi-surface dual wheel	standard**
3 non-rolling glide	n/c
4 hard surface single wheel	\$70
9 weight-activated brakes when seated.....	\$160
10 hard surface single wheel with 3" diameter	\$70
FOOTRINGS	
flat surface black footring (20")	standard**
X flat surface chrome footring (20")	\$40

ORDER CODE	LIST PRICE
EXTRAS	
L desk to counter cylinder (approx. 17.5" - 25.5") (upcharge added to high-height price)	\$50

**Standard casters and footrings included unless different options are requested.

HOW TO ORDER

MODEL NUMBER	AVAILABLE OPTIONS CODE
<input style="width: 20px; height: 20px;" type="text"/> <input style="width: 20px; height: 20px;" type="text"/> <input style="width: 20px; height: 20px;" type="text"/> <input style="width: 20px; height: 20px;" type="text"/> <input style="width: 20px; height: 20px;" type="text"/>	<input style="width: 20px; height: 20px;" type="text"/> <input style="width: 20px; height: 20px;" type="text"/> <input style="width: 20px; height: 20px;" type="text"/> <input style="width: 20px; height: 20px;" type="text"/> <input style="width: 20px; height: 20px;" type="text"/>

RHINO™ BASIC SIT / STAND

10
YEAR
THREE-SHIFT
WARRANTY



The Rhino™ Sit/Stand is designed for people who work standing up. The Rhino Sit / Stand allows you to lean, perch or sit providing periods of relief that help keep productivity high to the end of the shift.

SPECIFICATIONS

FEATURES

- Flexible seat adjusts for comfortable sit
- Molded Rhino skin resists chemical and physical damage
- Adjustable tension control allows users to select a customized level of support
- Accommodates sit/stand and fully seated positions
- Flex pressure adjusts to user weight
- Height adjustable to fit different users
- Supports up to 300 lbs.
- 10-Year, Three-Shift Warranty
- SCS Indoor Advantage Gold Certification and may help contribute toward LEED certification
- ISO Class 4 (Fed Std 209e 10) cleanroom option

OPTIONS

- Glides are standard
- Option 9 weight activated casters when seated available
- Model with footing included also available

CONSTRUCTION



- 23" fiberglass-reinforced nylon five-star base
- Self-skinned polyurethane seat
- Class 4 pneumatic cylinder

DIMENSIONS

MODEL#	MAXIMUM OVERALL DIMENSIONS		SEAT DIMENSIONS	SEAT HEIGHT FROM FLOOR WHEN SEATED	WEIGHT LBS
	A	B	C	D	
SS0H1	35.00	23.00	14.25	22.00 - 32.00	20
SSFH1	35.00	23.00	14.25	22.00 - 32.00	24

Dimensions listed in inches.

PRICING: RHINO BASIC SIT / STAND

	Chair Style	Adjustment Mechanism	Model Number	List Price
High (no footring)		1 Way	SS0H1	\$615
High (with footring)		1 Way	SSFH1	\$700

Only available in black.
1 Way Adjustment Mechanism - Seat Height

OPTIONS:

ORDER CODE	LIST PRICE
------------	------------

CASTERS

- 3 non-rolling glide standard*
- 9 weight-activated brakes when seated* \$160

EXTRAS (5-STAR BASE ONLY)

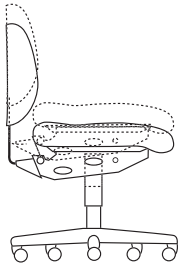
- L desk to counter cylinder* (approx. 16.50" - 24.50") \$50
- X flat surface chrome footring* (20" - SSFH1 model only) \$38

*Standard casters and footrings included unless different options are requested.

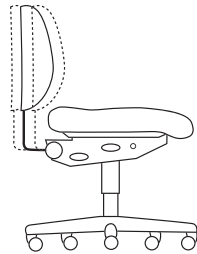
HOW TO ORDER

MODEL NUMBER	AVAILABLE OPTIONS CODE
<input style="width: 20px; height: 20px; border: 1px solid black;" type="text"/> <input style="width: 20px; height: 20px; border: 1px solid black;" type="text"/> <input style="width: 20px; height: 20px; border: 1px solid black;" type="text"/> <input style="width: 20px; height: 20px; border: 1px solid black;" type="text"/> <input style="width: 20px; height: 20px; border: 1px solid black;" type="text"/>	<input style="width: 20px; height: 20px; border: 1px solid black;" type="text"/> <input style="width: 20px; height: 20px; border: 1px solid black;" type="text"/> <input style="width: 20px; height: 20px; border: 1px solid black;" type="text"/> <input style="width: 20px; height: 20px; border: 1px solid black;" type="text"/> <input style="width: 20px; height: 20px; border: 1px solid black;" type="text"/>

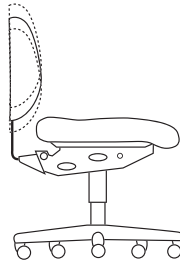
Adjust to task for productivity and ergonomics.



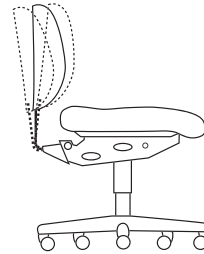
SEAT HEIGHT
all mechanisms
 Chair can be raised or lowered to numerous heights.



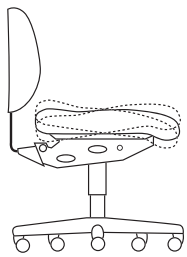
BACK DEPTH
2 / 3 Way
 Backrest slides in and out and locks in numerous positions to allow additional room between the seat cushion and the backrest.



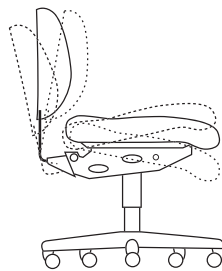
BACK HEIGHT
3 / 4 / 6 / 7 Way
 Backrest slides up and down and locks in place through either a locking wheel adjustment or a finger-touch ratcheting adjustment (also known as lumbar adjustment).



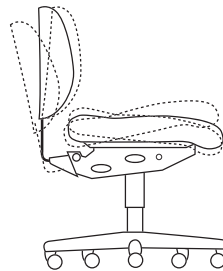
BACK ANGLE
4 / 6 / 7 Way
 Backrest pivots forward and back, independent of seat angle. Locks at desired angle.



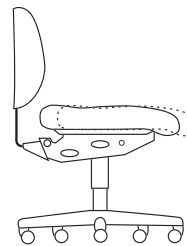
SEAT ANGLE
4 / 6 / 7 Way
 Seat tilts forward and back. Locks at desired angle.



CHAIR TILT
6 / 7 Way
 Chair (seat and back together) tilts forward and back. Allows chair to rock when seat angle is unlocked.

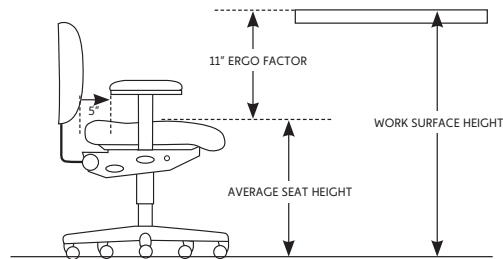


FORWARD TILT LIMITER
6 / 7 Way
 When engaged, prevents full forward tilt and/or rocking. Convenient function for many tasks.



SEAT SLIDER
7 Way
 Seat slides forward and back. Locks in desired position. Important way to adjust leg support for different sized users.

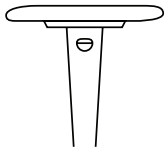
To find the right chair height:



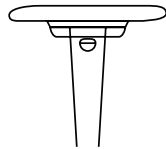
Measure the work surface height and subtract the 11 inch ergo factor = ideal average seat height

Arm Option Details

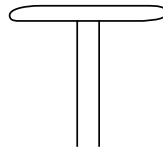
	HEIGHT	WIDTH	PIVOT (3 locking positions)	AVAILABLE FOR ESD	FNEW
adjustable arms	YES	YES		YES	
articulating arm	YES	YES	YES		
intensive use fixed arms				YES	YES



adjustable arms



articulating arms



intensive use
fixed arms

Caster Option Details

Our Multi-Surface Dual Wheel caster is our standard caster. Other options are available for unique work environments.


Available for ESD	Caster Description	Application
No	1. Carpeted only dual wheel caster	General purpose for carpet applications
Yes	2. Multi-surface dual wheel	General purpose for hard surface and carpet
Yes	3. Universal glide	This is a pad, not a wheel, use on any floor surface
No	4. Hard surface single wheel	General purpose for hard surface (2" diameter)
Yes	5. Glide / Caster Combination	For all surfaces, combines stationary use with easy mobility when needed
Yes	7. Weight-activated locks when not seated caster	Caster will roll only when you are seated
Yes	9. Weight-activated locks when seated caster	Caster will roll only when you are not seated
No	10. Hard surface with 3" diameter	General purpose for hard surface, especially concrete (adds 1" to height)



BASE TYPES



FOOTRING TYPES



CRAMER WARRANTIES



Cramer 15-Year Multi-Shift Seating
Triton & Triton R+
Triton Max



Cramer 10-Year Multi-Shift Seating

Helix
Citrus
Fusion & Fusion R+
Fusion Fit & Fusion Fit R+
Fusion Round Stool & Fusion Round Stool R+
Rhino Basic
Rhino Basic Sit / Stand
Rhino Basic Round Stool

Labor charges for repairs performed outside of the factory, or for installation of replacement parts, is the responsibility of the purchaser, unless specifically approved in advance by Cramer.

Standard textiles, foam assembly and arm pads are warrantied for three (3) years. The polyurethane skin and foam assembly on r+™ and i+™ products are warrantied for five (5) years.

This warranty applies only to products used under normal conditions by the original purchaser. Warranties do not apply to damage from neglect, abuse, normal wear and tear, or to products that have been modified by the user. Cramer supplied replacement parts must be used to retain warranty coverage.

Cramer's liability is limited to repair or replacement, at Cramer's option, and cannot exceed the original invoice price. All labor charges must be pre-approved. Cramer is not liable for incidental or consequential damage arising in connection with the sale, use or serviceability of Cramer products. Repairs or replacements do not carry a warranty or extend the original warranty period.

For warranty claims, contact Customer Care at 1.800.366.6700. For the fastest service, have the following information ready: **CO#, explanation of the issue, pictures**

This helps us determine when the chair was manufactured and other specific details necessary to respond to your questions. **THIS WARRANTY IS IN LIEU OF OTHER WARRANTIES EXPRESSLY STATED OR IMPLIED.**

For questions about our warranty, please email or call Customer Care at: support@cramerinc.com / 1.800.366.6700.

WARRANTY CLAIMS

WARRANTY CLAIM REQUIREMENTS

For warranty claims, contact Customer Care at support@cramerinc.com or 1.800.366.6700. For the fastest service, have the following information ready:

- 1.) CO# / SO#
- 2.) Explanation of the issue
- 3.) Pictures
- 4.) Contact info (name, phone, email)
- 5.) Mailing address for replacement parts

This warranty is in lieu of other warranties expressly stated or implied.

Cramer ESD



CRAMER CHAIRS CONTROL STATIC ELECTRICITY

Cramer ESD chairs are designed to meet the ESD Association standard test method for the Protection of Electrostatic Discharge Susceptible Items-Seating-Restive Measurement standard ESD STM 12.1-2019.

This includes testing of the seat, backrest, rear of backrest, armrest (if applicable) and base. Models require an upholstered outer back option to comply with ESD standard STM12.1-2019.

The chair frame, from the back to the base, is electrically conductive to ensure static charges will be dissipated through the upholstery and the chair frame to floor grounds. Conductive casters and glides available in black only.

Upholstery is ESD vinyl, conductive R+ or 100% nylon fabric material specially woven with conductive fibers and backcoated with a conductive medium. Special conductive materials are installed in contact with the upholstery materials and the chair frame, ensuring immediate dissipation of static charges. Prior to shipment, Cramer tests each ESD chair for conductive quality.

ESD option includes chrome footring, polished aluminum base, chrome barrel, limited caster options #2 dual wheel caster or #3 glide options and upholstered outer back.

To order ESD use option code "Q".

Cramer Fire Code



TB 117

Cramer chairs pass TB117*. Components used in seating, such as foam and fabric are tested individually for flammability characteristics. This is a minimum standard for all furniture offered for sale in California. Cramer is not responsible for Customers Own Material (COM) upholstery fire code compliance.

*Does not apply to Helix, Rhino Basic, Rhino Basic Round Stool, Rhino Basic Sit Stand

Cramer Cleanroom



Cramer cleanroom chairs are designed for minimal particulate contribution as certified by tests conducted in accordance with ASTM F25-68, ISO 14644-2-2015 and SAE ARP734A. Air introduced into the test chamber is filtered through 99.99% effective, .5 micron filters. The test chamber is subject to simulated usage by depressing the cushions while a discrete-particle counter records the particulate count. Cramer offers Cleanroom seating products manufactured to meet FED STD 209E (ISO/TC209) in Class 10 and 100 / ISO 14644-1-2015 Class 4 and 5.

ISO Class 3 (Fed Std 209e Class 1)

Citrus

ISO Class 4 (Fed Std 209e Class 10)

Helix, Rhino Basic Chair, Rhino Basic Sit / Stand, Rhino Basic Round Stool (will not meet Class 10 if arm option "B" or "T" is ordered)

ISO Class 5 (Fed Std 209e Class 100)

Triton, Triton R+, Triton Max

Fusion, Fusion R+, Fusion Fit, Fusion Fit R+, Fusion Round Stool, Fusion Round Stool R+

All exposed metal frame components are chrome plated or powder epoxy coated. To prevent present and future contamination, all footrings are sealed with MIG-welds. Seat heights are achieved by sealed, contaminate-free pneumatic cylinders.

Components, such as upholstered seats and backs, are protected from contamination during shipment in sealed plastic bags. Cleanroom chairs are labeled with instructions for unpacking in a cleanroom prep area.

Cramer & the Environment

Corporate and environmental stewardship are priorities at Cramer. It is part of our mission statement, evident in every chair and stool in our seating product line, and recognized by SCS Gold certifications.

ENVIRONMENTAL STEWARDSHIP

We are committed to conduct business in a manner that protects our natural environment and embraces the principals of sustainability and environmental stewardship. We continue to invest in better materials, methods and manufacturing practices to enhance sustainability and care of the environment.

SCS GOLD CERTIFICATION

The entire line of Cramer seating products is SCS Indoor Advantage™ Gold Certified in North America. The criteria for achieving this industry environmental standard are established by BIFMA and US Green Building Council.

CUSTOMER CARE

1.800.366.6700

support@cramerinc.com

sales@cramerinc.com

orders@cramerinc.com

cramer[®]

www.cramerinc.com

Cramer, LLC. 1523 Grand Boulevard, Kansas City, MO 64108
customer care 1.800.366.6700 fax 1.800.607.2821 **www.cramerinc.com**