

# ESD FUSION® ESD FUSION® R+™



The ESD Fusion series is available in a variety of ESD textiles or with R+ Technology - Cramer's patented polyurethane cover system. All ESD Fusion models meet ESD STM12.1 - 1997 and ISO Class 5 Cleanroom.

## SPECIFICATIONS

### FEATURES

- Heavy-duty steel seat for multi-shift durability
- Contoured molded seat with waterfall edge ensures 24-hour comfort
- High performance twist-lock footing with 20" diameter (on stool heights). Flat surface chrome is standard.
- Polished aluminum base is standard.
- Supports up to 350 lbs
- 10-Year, Three-Shift Warranty
- SCS Indoor Advantage Gold Certification and may help contribute toward LEED certification
- R+ meets BIFMA Healthcare Furniture Cleanability Guidelines HCF 8.1-2019
- ISO Class 5 Cleanroom (Fed Std 209 Class 100)

### CONSTRUCTION

- 28" polished aluminum base
- 16-gauge steel seat pan
- Integrated steel arm structure with metal-to-metal connections eliminates points of failure
- High resiliency 3" thick seat foam with a density of 2.4 lbs. per cubic foot
- Class 4 pneumatic cylinder: 1.12" diameter with a 17-4 taper top end for maximum strength
- Heat-bonded powder coat finish

### OPTIONS

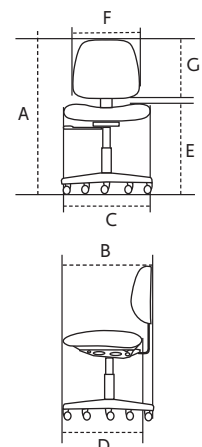
- Arms: adjustable arm option.
- Casters: multi-surface dual wheel is standard. Optional glides available.
- Desk and high heights available.



- Patented R+ combination of polyurethane and molded foam provides a comfortable seat
- Resists punctures, tears and virtually all spills; and cleans easily with bleach or ethanol
- Textured surface prevents slipping
- Rhino Plus properties: tear strength of 17.7 kgF, puncture resistance of 9.9 kgF, stretch of 660%, abrasion resistance of 25,000 and a Ross Flex rating of 150,000 flexes

### DIMENSIONS



MODEL#		MAXIMUM OVERALL DIMENSIONS		SEAT DIMENSIONS		SEAT HEIGHT FROM FLOOR WHEN SEATED E	BACK DIMENSIONS		WEIGHT LBS.
		A	B	C	D		F	G	
RPMD4	FSMD4	37.50	27.50	19.50	19.50	17.25 - 22.50	16.75	15.00	34
RPMH4	FSMH4	50.00	27.50	19.50	19.50	23.50 - 33.75	16.75	15.00	39



Dimensions listed in inches.  
Adding arms will increase weight by 10 lbs.

Arm options can increase overall height and seat height .25" -1"

# PRICING: ESD FUSION & ESD FUSION R+

			ESD FUSION R+			ESD FUSION			
	Chair Style	Back Size	Adjustment Mechanism	Model Number	Fabric Type	List Price	Model Number	Fabric Type	List Price
Desk		M	4 Way	RPM4256Q	Black R+	\$1,500	FSMD4ESVQ	Black Vinyl	\$1,500
High		M	4 Way	RPMH4256Q	Black R+	\$1,625	FSMH4ESVQ	Black Vinyl	\$1,625

4 Way - Seat Height, Back Height, Back Angle, Seat Angle

## OPTIONS:

ORDER CODE

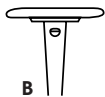
LIST PRICE

### CASTERS

- 2 multi-surface dual wheel .....standard\*\*
- 3 non-rolling glide..... n/c

### ARMS

- B adjustable arms .....\$190



\*\*Standard casters included unless glides are requested.

## HOW TO ORDER

--	--	--	--	--	--	--	--	--	--	--	--