

# TRITON® TRITON® R+



Triton chairs have been engineered and built to withstand demanding Med-Tech environments and 24/7 usage. Triton and Triton R+ feature carbon steel frames, metal-to-metal assembly and come with a 15-year performance guarantee. This highly engineered construction delivers reliable performance and cleanability day after day.

## SPECIFICATIONS

### FEATURES

- Heavy-duty steel seat and back guarantee multi-shift durability
- Contoured molded seat with waterfall edge ensures 24-hour comfort
- Dynamic range of adjustments support the full range of seated postures from active forward-leaning to recline
- Supports up to 350 lbs
- 15-Year, Three-Shift Warranty
- All metal construction
- SCS Indoor Advantage Gold Certification and may help contribute toward LEED certification
- ISO Class 5 Cleanroom (Fed Std 209 Class 100)

### CONSTRUCTION

- 27.75" die-cast painted aluminum base
- 16-gauge steel seat pan
- 16-gauge pressed steel inner back plate with an 18-gauge outer shell
- Integrated steel arm structure with metal-to-metal connections eliminates points of failure
- High resiliency 3" thick seat foam with a density of 2.4 lbs. per cubic foot
- Class 4 pneumatic cylinder: 1.12" diameter with a 17-4 taper top end for maximum strength
- Heat-bonded powder coat finish

### OPTIONS

- Arms: an intensive use fixed arm option, an adjustable arm option, or a fully articulating arm option
- Casters: multi-surface dual wheel is standard. A variety of other casters are also available
- High-performance twist-lock footings: flat surface black is standard. Flat surface chrome is also available
- Desk, mid, desk-to-counter, and high heights
- 27.75" polished aluminum base
- ESD, or CR/ESD Combination

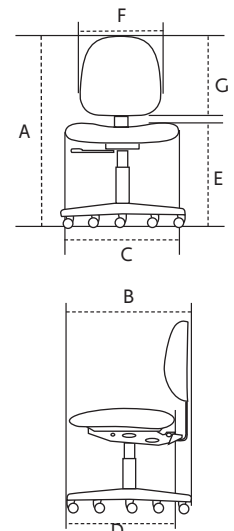


Patented Rhino Plus combination of polyurethane and molded foam provides a comfortable seat

- Resists punctures, tears and virtually all spills; and cleans easily with bleach or ethanol
- Textured surface prevents slipping
- R+ properties: tear strength of 17.7 kgF, puncture resistance of 9.9 kgF, stretch of 660%, abrasion resistance of 25,000 and a Ross Flex rating of 150,000 flexes

### DIMENSIONS




| MODEL#      | MAXIMUM OVERALL DIMENSIONS |       | SEAT DIMENSIONS |       | SEAT HEIGHT FROM FLOOR WHEN SEATED<br>E | BACK DIMENSIONS |       | WEIGHT LBS. |
|-------------|----------------------------|-------|-----------------|-------|---|-----------------|-------|-------------|
|             | A                          | B     | C               | D     |   | F               | G     |             |
| TPMD4 TRMD4 | 39.00                      | 27.50 | 19.50           | 19.50 | 16.00 - 21.25                           | 17.25           | 15.00 | 38          |
| TPMM4 TRMM4 | 46.50                      | 27.50 | 19.50           | 19.50 | 21.50 - 29.00                           | 17.25           | 15.00 | 45          |
| TPMH4 TRMH4 | 51.50                      | 27.50 | 19.50           | 19.50 | 23.25 - 33.25                           | 17.25           | 15.00 | 46          |
| TRLD4       | 42.00                      | 27.50 | 19.50           | 19.50 | 16.00 - 21.25                           | 18.00           | 18.00 | 40          |
| TRLM4       | 49.50                      | 27.50 | 19.50           | 19.50 | 21.50 - 29.00                           | 18.00           | 18.00 | 47          |
| TRLH4       | 54.50                      | 27.50 | 19.50           | 19.50 | 23.25 - 33.25                           | 18.00           | 18.00 | 47          |



Dimensions listed in inches.  
Adding arms will increase weight by 10 lbs.

Measurements are for standard mechanisms and can vary +/- .5".  
Seat slider and arm options can increase overall height and seat height .25" -1"

# PRICING: TRITON & TRITON R+

|      | Chair Style   | Back Size | Adjustment Mechanism | TRITON R+    |            | TRITON       |  |         |         |         |         |         |         |
|------|---|-----------|----------------------|--------------|------------|--------------|--|---------|---------|---------|---------|---------|---------|
|      |   |           |                      | Model Number | List Price | Model Number | List Price by Textile Grades (see textile card for styles) |         |         |         |         |         |         |
|      |   |           |                      |              |            | 1            | 2  | 3       | 4       | 5       | 6       | ESD     |         |
| Desk |  | M         | 4 Way                | TPMD4        | \$1,460    | TRMD4        | \$1,350  | \$1,366 | \$1,382 | \$1,408 | \$1,450 | \$1,510 | \$1,480 |
|      |   |           | 6 Way                | TPMD6        | \$1,520    | TRMD6        | \$1,450  | \$1,466 | \$1,482 | \$1,508 | \$1,550 | \$1,610 | \$1,580 |
|      |   |           | 7 Way                | TPMD7        | \$1,600    | TRMD7        | \$1,520  | \$1,536 | \$1,552 | \$1,578 | \$1,620 | \$1,680 | ---     |
|      |   | L         | 4 Way                | ---          | ---        | TRLD4        | \$1,455  | \$1,471 | \$1,487 | \$1,513 | \$1,555 | \$1,615 | \$1,585 |
|      |   |           | 6 Way                | ---          | ---        | TRLD6        | \$1,535  | \$1,551 | \$1,567 | \$1,593 | \$1,635 | \$1,695 | \$1,665 |
|      |   |           | 7 Way                | ---          | ---        | TRLD7        | \$1,620  | \$1,636 | \$1,652 | \$1,678 | \$1,720 | \$1,780 | ---     |
| Mid  |  | M         | 4Way                 | TPMM4        | \$1,565    | TRMM4        | \$1,480  | \$1,496 | \$1,512 | \$1,538 | \$1,580 | \$1,640 | \$1,610 |
|      |   |           | 4Way                 | ---          | ---        | TRLM4        | \$1,570  | \$1,586 | \$1,602 | \$1,628 | \$1,670 | \$1,730 | \$1,700 |
|      |   | L         | 4 Way                | ---          | ---        | TRLH4        | \$1,590  | \$1,606 | \$1,622 | \$1,648 | \$1,690 | \$1,750 | \$1,720 |
| High |  | M         | 4 Way                | TPMH4        | \$1,625    | TRMH4        | \$1,500  | \$1,516 | \$1,532 | \$1,558 | \$1,600 | \$1,660 | \$1,630 |
|      |   |           | 4 Way                | ---          | ---        | TRLH4        | \$1,590  | \$1,606 | \$1,622 | \$1,648 | \$1,690 | \$1,750 | \$1,720 |
|      |   | L         | 4 Way                | ---          | ---        | TRLH4        | \$1,590  | \$1,606 | \$1,622 | \$1,648 | \$1,690 | \$1,750 | \$1,720 |

R+ Color Options - 252 Black, 256 ESD Black, 282 Graphite, 262 Sky, 272 Fern  
 4 Way - Seat Height, Back Height, Back Angle, Seat Angle  
 6 Way - Seat Height, Back Height, Back Angle, Seat Angle, Chair Tilt, Forward Tilt Limiter  
 7 Way - Seat Height, Back Height, Back Angle, Seat Angle, Chair Tilt, Forward Tilt Limiter, Seat Depth

## OPTIONS:

| ORDER CODE     | LIST PRICE  | ORDER CODE       | LIST PRICE   |
|----------------|---|------------------|--|
| <b>CASTERS</b> |   | <b>FOOTRINGS</b> |  |
| 2              | multi-surface dual wheel ..... standard**                           |                  | flat surface black footing (20") ..... ..standard**  |
| 1              | carpeted floor only.....n/c   | X                | flat surface chrome footing (20")..... \$38  |
| 3              | non-rolling glide .....n/c  |                  | <b>ENVIRONMENTS</b>  |
| 4              | hard surface single wheel .....\$66                                 | Q                | ESD* (must choose ESD textile or R+ 256 black) (includes flat surface chrome 20" footing and polished aluminum base)..... \$190      |
| 5              | glide / caster combination<br>3x glides, 2x multi-surface .....\$66 |                  | <b>EXTRAS</b>  |
| 10             | hard surface single wheel with 3" diameter .....\$66                | E                | 27.75" polished aluminum base ..... \$30   |
|                | <b>ARMS</b>   | L                | desk to counter cylinder (approx. 17.5" - 25.5") with flat surface chrome 20" footing (upcharge added to mid-height price)..... \$50 |
| B              | adjustable arms .....\$190  |                  |  |
| T              | articulating arms .....\$220  |                  |  |
| A              | intensive use fixed arms .....\$270                                 |                  |  |



\*ESD not available for option codes 1, 4, 10, L, T or with 7 way mechanism  
 \*\*Standard casters and footings included unless different options are requested.

## HOW TO ORDER

|   |                      |                        |
|---|----------------------|------------------------|
| MODEL NUMBER  | TEXTILE CODE*        | AVAILABLE OPTIONS CODE |
| <input type="text"/>  | <input type="text"/> | <input type="text"/>   |
| *Refer to Cramer Textile Offering for code. (COM priced at Grade 3) |                      |                        |