

RHINO™ BASIC



When demanding environments need durable, multi-shift seating, Rhino™ Basic meets their unique technical requirements. The durable molded seat and back simply won't quit, and the Rhino skin coating resists most chemical and physical damage.

SPECIFICATIONS

FEATURES

- Durable Rhino skin is molded right onto the frame
- Supports up to 300 lbs
- 10-Year, Three-Shift Warranty
- SCS Indoor Advantage Gold Certification and may help contribute toward LEED certification
- ISO Class 4 (Fed Std 209e 10) cleanroom option

CONSTRUCTION

- 27.25" fiberglass-reinforced nylon base
- Integrated steel arm structure
- Class 4 pneumatic cylinder: 1.12" diameter with a 17-4 taper top end for maximum strength

OPTIONS

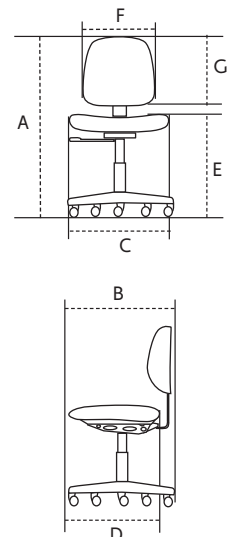
- Arms: an intensive use fixed arm option, an adjustable arm option, or a fully articulating arm option
- Casters: multi-surface dual wheel is standard. A variety of other casters are also available
- High-performance twist-lock footrings with 20" diameter (on stool heights): rounded chrome is standard. Flat surface chrome is also available
- Desk, mid, desk-to-counter, and high heights
- Small back available for tight workspaces
- 27.75" painted or polished aluminum base
- Available only in black
- ISO Class 4 (Fed Std 209e 10) cleanroom option

DIMENSIONS




MODEL#	MAXIMUM OVERALL DIMENSIONS		SEAT DIMENSIONS		SEAT HEIGHT FROM FLOOR WHEN SEATED E	BACK DIMENSIONS		WEIGHT LBS.
	A	B	C	D		F	G	
RHSD3	32.75	27.50	18.25	16.75	15.50 - 20.75	15.00	10.00	24
RHSM3	40.25	27.50	18.25	16.75	20.25 - 27.75	15.00	10.00	28
RHSH3	45.25	27.50	18.25	16.75	22.00 - 32.50	15.00	10.00	29
RHMD3	36.75	27.50	18.25	16.75	15.50 - 20.75	16.25	15.50	25
RHMM3	44.25	27.50	18.25	16.75	20.25 - 27.75	16.25	15.50	29
RHMH3	49.00	27.50	18.25	16.75	22.00 - 32.50	16.25	15.50	30

Dimensions listed in inches.

Adding arms will increase weight by 10 lbs. and can increase overall height and seat height .25" - 1"
Measurements are for standard mechanisms and can vary +/- .5".



PRICING: RHINO BASIC

	Chair Style	Back Type	Adjustment Mechanism	Model Number	List Price
Desk		S	3 Way	RHSD3	\$935
			4 Way	RHSD4	\$1,120
		M	3 Way	RHMD3	\$950
			4 Way	RHMD4	\$1,110
Mid		S	3 Way	RHSM3	\$1,080
			4 Way	RHSM4	\$1,250
		M	3 Way	RHMM3	\$1,100
			4 Way	RHMM4	\$1,260
High		S*	3 Way	RHSH3	\$1,100
			4 Way	RHSH4	\$1,275
		M	3 Way	RHMH3	\$1,120
			4 Way	RHMH4	\$1,290

Only available in black.

3 Way - Seat Height, Back Depth, Back Height

4 Way - Seat Height, Back Height, Back Angle, Seat Angle

OPTIONS:

ORDER CODE	LIST PRICE
CASTERS	
2 multi-surface dual wheel	standard**
1 carpeted floor only	n/c
3 non-rolling glide	n/c
4 hard surface single wheel	\$66
5 glide / caster combination 3x glides, 2x multi-surface	\$66
7 weight activated brakes when NOT seated	\$125
9 weight activated brakes when seated	\$150
10 hard surface single wheel with 3" diameter	\$66
ARMS	
B adjustable arms	\$190
T articulating arms	\$220
A intensive use fixed arms	\$270



ORDER CODE	LIST PRICE
FOOTRINGS	
	rounded chrome footing
	standard**
X	flat surface chrome footing (20")
	\$38
EXTRAS	
D	painting aluminum base
	\$70
E	27.75" polished aluminum base
	\$90
L	desk to counter cylinder (approx. 17.25" - 24.75") (upcharge added to mid-height price)
	\$50

**Standard casters and footings included unless different options are requested.

HOW TO ORDER

MODEL NUMBER	AVAILABLE OPTIONS CODE
<input type="text"/> <input type="text"/> <input type="text"/> <input type="text"/> <input type="text"/>	<input type="text"/> <input type="text"/> <input type="text"/> <input type="text"/> <input type="text"/>