

RHINO™ BASIC SIT / STAND



The Rhino™ Sit/Stand is designed for people who work standing up. The Rhino Sit / Stand allows you to lean, perch or sit providing periods of relief that help keep productivity high to the end of the shift.

SPECIFICATIONS

FEATURES

- Flexible seat adjusts for comfortable sit
- Molded Rhino skin resists chemical and physical damage
- Adjustable tension control allows users to select a customized level of support
- Accommodates sit/stand and fully seated positions
- Flex pressure adjusts to user weight
- Height adjustable to fit different users
- Supports up to 300 lbs.
- 10-Year, Three-Shift Warranty
- SCS Indoor Advantage Gold Certification and may help contribute toward LEED certification
- ISO Class 4 (Fed Std 209e 10) cleanroom option

OPTIONS

- Glides available with five-star base
- 24.75" painted or aluminum base
- Option 9 weight activated casters when seated available on Five-Star base models
- Model with footring included also available

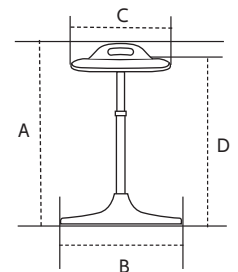
CONSTRUCTION

- 25.75" fiberglass-reinforced nylon five-star base
- Self-skinned polyurethane seat
- Class 4 pneumatic cylinder





DIMENSIONS

MODEL#	MAXIMUM OVERALL DIMENSIONS		SEAT DIMENSIONS	SEAT HEIGHT FROM FLOOR WHEN SEATED	WEIGHT LBS
	A	B	C	D	
STOH1	37.00	23.00	14.25	24.00 - 31.00	22
SSOH1	35.00	23.00	14.25	22.00 - 32.00	20
SSFH1	35.00	23.00	14.25	22.00 - 32.00	24

Dimensions listed in inches.



PRICING: RHINO BASIC SIT / STAND

	Chair Style	Base Style	Adjustment Mechanism	Model Number	List Price
High (no footring)		 Five-Star	1 Way	SS0H1	\$575
High (with footring)		 Five-Star	1 Way	SSFH1	\$655

Only available in black.
1 Way Adjustment Mechanism - Seat Height

OPTIONS:

ORDER CODE	LIST PRICE
---------------	---------------

CASTERS

- 3** non-rolling glide (5-Star base only) standard*
- 9** weight-activated brakes when seated*
 (5-Star base only)..... \$150

EXTRAS (5-STAR BASE ONLY)

- D** 24.75" painted aluminum base (Five-Star base models only) \$70
- L** desk to counter cylinder* (approx. 16.50" - 24.50") \$50
- X** flat surface chrome footring* (20" - SSFH1 model only) \$38

*Standard casters and footrings included unless different options are requested.

HOW TO ORDER

MODEL NUMBER	AVAILABLE OPTIONS CODE
<input style="width: 20px; height: 20px; border: 1px solid black;" type="text"/> <input style="width: 20px; height: 20px; border: 1px solid black;" type="text"/> <input style="width: 20px; height: 20px; border: 1px solid black;" type="text"/> <input style="width: 20px; height: 20px; border: 1px solid black;" type="text"/> <input style="width: 20px; height: 20px; border: 1px solid black;" type="text"/>	<input style="width: 20px; height: 20px; border: 1px solid black;" type="text"/> <input style="width: 20px; height: 20px; border: 1px solid black;" type="text"/> <input style="width: 20px; height: 20px; border: 1px solid black;" type="text"/> <input style="width: 20px; height: 20px; border: 1px solid black;" type="text"/> <input style="width: 20px; height: 20px; border: 1px solid black;" type="text"/>