

CITRUS™



Simple, fresh, and clean modern design. Citrus™ is a seating solution for lab and healthcare environments that doesn't force you to choose between style and performance. Its Flex Function™ back and waterfall edge seat auto-adjust to individual users, while its one-touch height adjustment allows for easy sanitation.

SPECIFICATIONS

FEATURES

- Flex Function back and forward edge seat adapt and auto-adjust to individual user movements and support perching or sitting postures
- One-touch height adjustment-is the only user-made adjustment necessary
- Minimal joint hygienic design for easy cleaning and disinfection
- Available in chair and stool designs at desk and counter heights
- Meets BIFMA Healthcare Furniture Cleanability Guidelines HCF 8.1-2019
- ISO-Class 3 cleanroom rated
- 300lb weight capacity
- SCS Indoor Advantage Gold Certification and may help contribute toward LEED certification

CONSTRUCTION

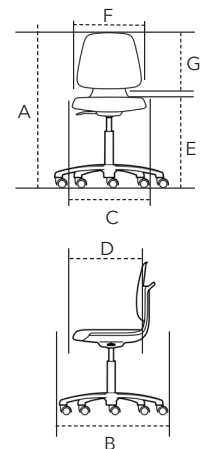
- Simple design and minimalist construction with few moving parts
- Robust Polyamide shell with glass fiber-reinforced polypropylene backrest for improved flexibility and strength
- Plush synthetic leather or durable integral foam seat with anti-bacterial properties
- Class 4 pneumatic cylinder

OPTIONS

- Casters: multi-surface dual wheel is standard. Other caster options are also available
- High-performance twist-lock flat surface chrome footring. Footrings are only available on high-height stools
- Desk and high height
- Durable nylon or polished aluminum base
- Fixed arms option available
- Available in five colors or ESD: Anthracite* (gray), Sky* (blue), White*, Orange, Lime (green), and Onyx (black - ESD only). *5 day lead time on Anthracite (gray), Sky (blue), and White.



DIMENSIONS



| MODEL# | MAXIMUM OVERALL DIMENSIONS | | SEAT DIMENSIONS | | SEAT HEIGHT FROM FLOOR WHEN SEATED E | BACK DIMENSIONS | | WEIGHT LBS. |
|---------------|----------------------------|-------|-----------------|-------|-----------------------------------------|-----------------|-------|----------------|
| | A | B | C | D | | F | G | |
| CTDL1 - CTDE6 | 36.50 | 25.50 | 17.50 | 16.25 | 16.00 - 22.00 | 16.00 | 14.50 | 16 |
| CTHL1 - CTHE6 | 45.50 | 25.50 | 17.50 | 16.25 | 20.75 - 31.00 | 16.00 | 14.50 | 22 |
| CTRD | 22.00 | 25.50 | 15.75 | 15.75 | 16.00 - 22.00 | ----- | ----- | 17 |
| CTRH | 31.00 | 25.50 | 15.75 | 15.75 | 20.75 - 31.00 | ----- | ----- | 22 |



Dimensions listed in inches.
Adding arms will increase weight by 6.5 lbs.

PRICING: CITRUS

| | Chair Style | Seat Material | Adjustment Mechanism | Shell Color | Model Number | List Price |
|------|-----------------------------------------------------------------------------------|-------------------|----------------------|-------------|--------------|------------|
| Desk |  | Synthetic Leather | One-Touch | Anthracite | CTDL1 | \$790 |
| | | | | Sky | CTDL2 | |
| | | | | White | CTDL3 | |
| | | | | Orange | CTDL4 | |
| | | | | Lime | CTDL5 | |
| | Integral Foam | One-Touch | Anthracite | CTDU1 | \$790 | |
| | | | Sky | CTDU2 | | |
| | | | White | CTDU3 | | |
| | Integral ESD Foam | One-Touch | Onyx | CTDE6 | \$1,190 | |
| High |  | Synthetic Leather | One-Touch | Anthracite | CTHL1 | \$890 |
| | | | | Sky | CTHL2 | |
| | | | | White | CTHL3 | |
| | | | | Orange | CTHL4 | |
| | | | | Lime | CTHL5 | |
| | Integral Foam | One-Touch | Anthracite | CTHU1 | \$890 | |
| | | | Sky | CTHU2 | | |
| | | | White | CTHU3 | | |
| | Integral ESD Foam | One-Touch | Onyx | CTHE6 | \$1,290 | |

| | Chair Style | Seat Material | Adjustment Mechanism | Model Number | List Price |
|------|------------------------------------------------------------------------------------|---------------|----------------------|--------------|------------|
| Desk |  | Integral Foam | One-Touch | CTRDU | \$570 |
| High |  | Integral Foam | One-Touch | CTRHU | \$690 |

One-Touch Adjustment Mechanism - Seat Height

One-Touch Adjustment Mechanism - Seat Height

*ESD - standard with polished aluminum base and chrome cylinder (option E)

OPTIONS:

| | |
|------------|------------|
| ORDER CODE | LIST PRICE |
|------------|------------|

CASTERS

- 2 multi-surface dual wheelstandard**
- 3 non-rolling glide \$30
(not available for ESD models)
- 7 weight-activated brakes when not seated\$110
(not available for ESD models)

ARMS

- A fixed arms\$160
(not available for ESD models)

** Standard casters and footings included unless different options are requested.

***5 day lead time on Anthracite (gray), Sky (blue), and White.

| | |
|------------|------------|
| ORDER CODE | LIST PRICE |
|------------|------------|

FOOTRINGS

- flat surface chrome footing.....standard**
(only available on high height)

EXTRAS

- E polished aluminum base and chrome cylinder\$115
(standard option on ESD)
- L desk to counter cylinder (approx. 17.5" - 25")
(cylinder upcharge added to high-height price)..... \$50

HOW TO ORDER

| | |
|-------------------------------------------------------------------------------------------------------------------------------------------------------------------------------------------------------------------------------------------------------------------------------------------------------------------------------------|----------------------------------------------------------------------------------------------------------------------------------------------------------------------------------------------------------------------------------------------------------------------------------------------------------------------------------------------------------------------------------------------------------------------|
| MODEL NUMBER | AVAILABLE OPTIONS CODE |
| <input style="width: 20px; height: 20px; border: 1px solid black;" type="text"/> <input style="width: 20px; height: 20px; border: 1px solid black;" type="text"/> <input style="width: 20px; height: 20px; border: 1px solid black;" type="text"/> <input style="width: 20px; height: 20px; border: 1px solid black;" type="text"/> | <input style="width: 20px; height: 20px; border: 1px solid black;" type="text"/> <input style="width: 20px; height: 20px; border: 1px solid black;" type="text"/> <input style="width: 20px; height: 20px; border: 1px solid black;" type="text"/> <input style="width: 20px; height: 20px; border: 1px solid black;" type="text"/> <input style="width: 20px; height: 20px; border: 1px solid black;" type="text"/> |