

# TRITON<sup>®</sup> MAX



Triton Max has been engineered and built to withstand demanding Med-Tech environments and 24/7 usage. With a carbon steel frame, metal-to-metal assembly and the ability to support up to a 500lb weight capacity, Triton Max delivers reliable performance day after day.

## SPECIFICATIONS

### FEATURES

- 23" extra-wide contoured molded seat with waterfall edge ensures 24-hour comfort
- Dynamic range of adjustments support the full range of seated postures from active forward-leaning to recline
- Supports up to 500 lbs
- 15-Year, Three-Shift Warranty
- All metal construction
- SCS Indoor Advantage Gold Certification and may help contribute toward LEED certification

### CONSTRUCTION

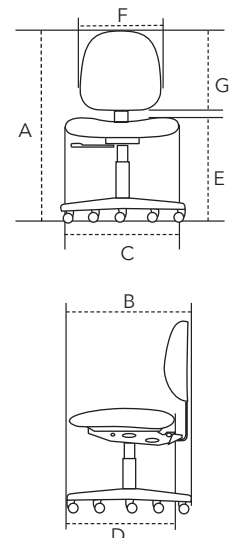
- 29" die-cast painted aluminum base
- 14-gauge steel seat pan
- 16-gauge pressed steel inner back plate with a 18-gauge outer shell
- Integrated steel arm structure with metal-to-metal connections eliminates points of failure
- High resiliency flame-retardant 3.25" thick seat foam with a density of 2.4 lbs. per cubic foot
- Class 4 pneumatic cylinder: 1.12" diameter with a 17-4 taper top end for maximum strength
- Heat-bonded powder coat finish

### OPTIONS

- Arms: an adjustable arm option or a fully articulating arm option w/ slide
- Casters: multi-surface dual wheel is standard. A variety of other casters are also available
- High-performance twist-lock footings with 22" diameter (on stool heights): XL flat surface black is standard. Flat surface chrome or fixed (desk height only) are also available
- Desk, mid, desk-to-counter, high, and extended range heights
- Upholstered outer back
- Extra large back (desk height only)
- 29" polished aluminum base
- ISO Class 5 Cleanroom (Fed Std 209 Class 100)
- ESD, or CR/ESD Combination

## DIMENSIONS




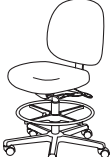



MODEL#	MAXIMUM OVERALL DIMENSIONS		SEAT DIMENSIONS		SEAT HEIGHT FROM FLOOR WHEN SEATED E	BACK DIMENSIONS		WEIGHT LBS.
	A	B	C	D		F	G	
TMLD4	42.00	29.50	23.00	20.00	16.50 - 21.75	18.00	18.00	46
TMLM4	49.50	29.50	23.00	20.00	22.00 - 29.50	18.00	18.00	53
TMLH4	54.50	29.50	23.00	20.00	24.00 - 34.25	18.00	18.00	54
TMXD4	48.50	29.50	23.00	20.00	16.50 - 21.75	22.00	24.75	52



Dimensions listed in inches.  
Adding arms will increase weight by 10 lbs.

Measurements are for standard mechanisms and can vary +/- .5".  
Seat slider and arm options can increase overall height and seat height .25" -1"

## PRICING: TRITON MAX

Chair Style	Back Size	Adjustment Mechanism	Model Number	List Price by Textile Grades (see textile card for styles)						
				1	2	3	4	5	6	ESD*
Desk 	L 	4 Way	TMLD4	\$1,348	\$1,364	\$1,380	\$1,406	\$1,448	\$1,508	\$1,493
		6 Way	TMLD6	\$1,417	\$1,433	\$1,449	\$1,475	\$1,517	\$1,577	\$1,562
		7 Way	TMLD7	\$1,473	\$1,489	\$1,505	\$1,531	\$1,573	\$1,633	---
	XL 	4 Way	TMXD4	\$1,753	\$1,769	\$1,785	\$1,811	\$1,853	\$1,913	\$1,898
		6 Way	TMXD6	\$1,824	\$1,840	\$1,856	\$1,882	\$1,924	\$1,984	\$1,969
		7 Way	TMXD7	\$1,877	\$1,893	\$1,909	\$1,935	\$1,977	\$2,037	---
Mid 	L 	4 Way	TMLM4	\$1,436	\$1,452	\$1,468	\$1,494	\$1,536	\$1,596	\$1,581
High 	L 	4 Way	TMLH4	\$1,450	\$1,466	\$1,482	\$1,508	\$1,550	\$1,610	\$1,595

**4 Way** - Seat Height, Back Height, Back Angle, Seat Angle

**6 Way** - Seat Height, Back Height, Back Angle, Seat Angle, Chair Tilt, Forward Tilt Limiter

**7 Way** - Seat Height, Back Height, Back Angle, Seat Angle, Chair Tilt, Forward Tilt Limiter, Seat Depth

\*Must indicate ESD textile code AND option code R or Q below for chair to perform as ESD

## OPTIONS:

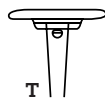
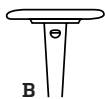
ORDER CODE	LIST PRICE
------------	------------

### CASTERS

- 2** multi-surface dual wheel .....standard\*\*
- 1** carpeted floor only..... n/c
- 3** non-rolling glide..... n/c
- 4** hard surface single wheel .....\$66
- 5** glide / caster combination  
3x glides, 2x multi-surface.....\$66
- 10** hard surface single wheel with 3" diameter .....\$66

### ARMS

- B** adjustable arms .....\$175
- T** articulating arms w/slide .....\$190



\*ESD not available for option codes 1, 4, 10, L, T or with 7 way mechanism

\*\*Standard casters and footings included unless different options are requested.

ORDER CODE	LIST PRICE
------------	------------

### FOOTRINGS

- XL flat black footing (22") .....standard\*\*
- X** flat surface chrome footing (20") .....\$38
- C** fixed chrome footing (18" - desk height only) .....\$55

### ENVIRONMENTS

- P** cleanroom (must choose vinyl) .....\$65
- Q** ESD\* (must choose ESD textile) (includes flat surface chrome 20" footing and polished aluminum base) .....\$200
- R** cleanroom/ESD (must choose ESV textile) .....\$220

### EXTRAS

- G** 29" polished aluminum base .....\$32
- K** upholstered outer back .....\$80
- M** extended range cylinder (approx. 21.5"-31.5")  
(upcharge added to mid-height price) .....\$30
- L** desk to counter cylinder (approx. 17.5" - 25.5")  
with flat surface chrome 20" footing **X**  
(upcharge added to mid-height price) .....\$50

## HOW TO ORDER

MODEL NUMBER	TEXTILE CODE*	AVAILABLE OPTIONS CODE
<input type="text"/>	<input type="text"/>	<input type="text"/>

\*Refer to Cramer Textile Offering for code. (COM priced at Grade 3)