

CITRUS™



Citrus™ is a Med-Tech seating option that doesn't force you to choose between style and performance. Simple, fresh, and clean modern design with an intuitive Flex Function™ that lets the chair adapt to each individual user with no adjustment necessary.

SPECIFICATIONS

FEATURES

- Flex Function back and forward edge adapt and auto-adjust to individual user movements
- One-touch height adjustment - the only user-made adjustment necessary
- Minimal joint hygienic design for easy cleaning and disinfection
- Available in chair and stool designs at desk and counter heights
- Meets BIFMA Healthcare Furniture Cleanability Guidelines HCF 8.1-2014
- ISO-Class 3 cleanroom rated
- 300lb weight capacity
- SCS Indoor Advantage Gold Certification and may help contribute toward LEED certification

CONSTRUCTION

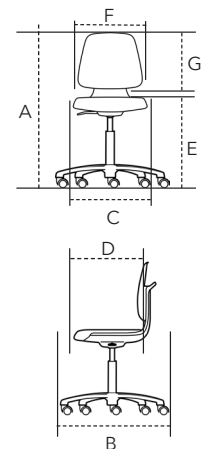
- Simple design and minimalist construction with few moving parts
- Robust Polyamide shell with glass fiber-reinforced polypropylene backrest for improved flexibility and strength
- Plush synthetic leather or durable integral foam seat with anti-bacterial properties
- Class 4 pneumatic cylinder

OPTIONS

- Casters: multi-surface dual wheel is standard. Other caster options are also available
- High-performance twist-lock flat surface chrome footing. Footings are only available on high-height stools
- Desk and high height
- Durable nylon or polished aluminum base
- Available in five colors or ESD: Anthracite (gray), Sky (blue), White, Orange, Lime (green), and Onyx (black - ESD only).



DIMENSIONS



MODEL#	MAXIMUM OVERALL DIMENSIONS		SEAT DIMENSIONS		SEAT HEIGHT FROM FLOOR WHEN SEATED E	BACK DIMENSIONS		WEIGHT LBS.
	A	B	C	D		F	G	
CTDL1 - CTDE6	36.50	25.50	17.50	16.25	16.00 - 22.00	16.00	14.50	16
CTHL1 - CTHE6	45.50	25.50	17.50	16.25	20.75 - 31.00	16.00	14.50	22
CTRD	22.00	25.50	15.75	15.75	16.00 - 22.00	-----	-----	17
CTRH	31.00	25.50	15.75	15.75	20.75 - 31.00	-----	-----	22



Dimensions listed in inches.
Adding arms will increase weight by 6.5 lbs.

PRICING: CITRUS

	Chair Style	Seat Material	Adjustment Mechanism	Shell Color	Model Number	List Price
Desk		Synthetic Leather	One-Touch	Anthracite	CTDL1	\$790
				Sky	CTDL2	
				White	CTDL3	
				Orange	CTDL4	
				Lime	CTDL5	
	Integral Foam	One-Touch	Anthracite	CTDU1	\$790	
			Sky	CTDU2		
			White	CTDU3		
	Integral ESD Foam	One-Touch	Onyx	CTDE6	\$1190	
High		Synthetic Leather	One-Touch	Anthracite	CTHL1	\$890
				Sky	CTHL2	
				White	CTHL3	
				Orange	CTHL4	
				Lime	CTHL5	
	Integral Foam	One-Touch	Anthracite	CTHU1	\$890	
			Sky	CTHU2		
			White	CTHU3		
	Integral ESD Foam	One-Touch	Onyx	CTHE6	\$1290	

	Chair Style	Seat Material	Adjustment Mechanism	Model Number	List Price
Desk		Integral Foam	One-Touch	CTRDU	\$570
High		Integral Foam	One-Touch	CTRHU	\$690

One-Touch Adjustment Mechanism - Seat Height

One-Touch Adjustment Mechanism - Seat Height

*ESD - standard with polished aluminum base and chrome cylinder (option E)

OPTIONS:

ORDER CODE	LIST PRICE
------------	------------

CASTERS

- 2 multi-surface dual wheelstandard**
- 3 non-rolling glide \$30
(not available for ESD models)
- 7 weight-activated brakes when not seated\$110
(not available for ESD models)

ARMS

- A fixed arms\$160
(not available for ESD models)

** Standard casters and footings included unless different options are requested.

ORDER CODE	LIST PRICE
------------	------------

FOOTRINGS

- flat surface chrome footing.....standard**
(only available on high height)

EXTRAS

- E polished aluminum base and chrome cylinder\$115
(standard option on ESD)
- L desk to counter cylinder (approx. 17.5" - 25")
(cylinder upcharge added to high-height price)..... \$50

HOW TO ORDER

MODEL NUMBER	AVAILABLE OPTIONS CODE
<input style="width: 40px; height: 20px; border: 1px solid black; display: inline-block; margin-right: 5px;" type="text"/> <input style="width: 40px; height: 20px; border: 1px solid black; display: inline-block; margin-right: 5px;" type="text"/> <input style="width: 40px; height: 20px; border: 1px solid black; display: inline-block; margin-right: 5px;" type="text"/> <input style="width: 40px; height: 20px; border: 1px solid black; display: inline-block; margin-right: 5px;" type="text"/>	<input style="width: 30px; height: 20px; border: 1px solid black; display: inline-block; margin-right: 5px;" type="text"/> <input style="width: 30px; height: 20px; border: 1px solid black; display: inline-block; margin-right: 5px;" type="text"/> <input style="width: 30px; height: 20px; border: 1px solid black; display: inline-block; margin-right: 5px;" type="text"/> <input style="width: 30px; height: 20px; border: 1px solid black; display: inline-block; margin-right: 5px;" type="text"/> <input style="width: 30px; height: 20px; border: 1px solid black; display: inline-block;" type="text"/>