

CITRUS™



Introducing Citrus™, a Med-Tech seating option that doesn't force you to choose between style and performance. Simple, fresh, and clean modern design with an intuitive Flex Function™ that lets the chair adapt to each individual user with no adjustment necessary.

SPECIFICATIONS

FEATURES

- Flex Function back and forward edge adapt and auto-adjust to individual user movements
- One-touch height adjustment - the only user-made adjustment necessary
- Minimal joint hygienic design for easy cleaning and disinfection
- Available in chair and stool designs at desk and counter heights

OPTIONS

- Casters: multi-surface dual wheel is standard. Other caster options are also available
- High-performance twist-lock flat surface chrome footring. Footrings are only available on mid and high-height stools
- Desk and high height
- Durable nylon or polished aluminum base
- Available in five colors or ESD: Anthracite (gray), Sky (blue), White, Orange, Lime (green), and Onyx (black - ESD only).

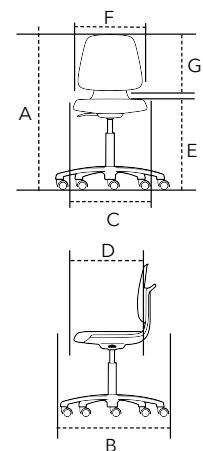
CONSTRUCTION

- Simple design and minimalist construction with few moving parts
- Robust Polyamide shell with glass fiber-reinforced polypropylene backrest for improved flexibility and strength
- Plush synthetic leather or durable PU foam seat with anti-bacterial properties
- Class 4 pneumatic cylinder
- ISO-Class 3 cleanroom rated



DIMENSIONS



MODEL#	MAXIMUM OVERALL DIMENSIONS		SEAT DIMENSIONS		SEAT HEIGHT FROM FLOOR WHEN SEATED E	BACK DIMENSIONS		WEIGHT LBS.
	A	B	C	D		F	G	
CTDL1 - CTDE6	41.00	23.50	17.50	16.25	16.00 - 22.00	16.00	14.50	15.50
CTHL1 - CTHE6	45.75	23.50	17.50	16.25	20.75 - 31.00	16.00	14.50	19.00
CTRD	26.50	23.50	15.75	15.75	16.00 - 22.00	-----	-----	16.25
CTRH	30.00	23.50	15.75	15.75	20.75 - 31.00	-----	-----	19.75

Dimensions listed in inches.
Adding arms will increase weight by 6.5 lbs.



PRICING: CITRUS

	Chair Style	Seat Material	Adjustment Mechanism	Shell Color	Model Number	List Price
Desk		Synthetic Leather	One-Touch	Anthracite	CTDL1	\$790
				Sky	CTDL2	
				White	CTDL3	
				Orange	CTDL4	
				Lime	CTDL5	
	Integral Foam	One-Touch	Anthracite	CTDU1	\$790	
		White	CTDU3			
	ESD Textile	One-Touch	Onyx	CTDE6	\$1190	
High		Synthetic Leather	One-Touch	Anthracite	CTHL1	\$890
				Sky	CTHL2	
				White	CTHL3	
				Orange	CTHL4	
				Lime	CTHL5	
	Integral Foam	One-Touch	Anthracite	CTHU1	\$890	
			White	CTHU3		
	ESD Textile	One-Touch	Onyx	CTHE6	\$1290	

	Chair Style	Seat Material	Adjustment Mechanism	Model Number	List Price
Desk		Integral Foam	One-Touch	CTRDU	\$570
High		Integral Foam	One-Touch	CTRHU	\$690

One-Touch Adjustment Mechanism - Seat Height

One-Touch Adjustment Mechanism - Seat Height

*ESD - standard with polished aluminum base and chrome cylinder (option E)

OPTIONS:

ORDER CODE	LIST PRICE
------------	------------

CASTERS

- 2 multi-surface dual wheelstandard**
- 3 non-rolling glide..... \$30

ARMS

- A fixed arms\$160

** Standard casters and footrings included unless different options are requested.

ORDER CODE	LIST PRICE
------------	------------

FOOTRINGS

- flat surface chrome footring.....standard**
- (only available on high height)

EXTRAS

- E polished aluminum base and chrome cylinder\$115
- (standard option on ESD)

HOW TO ORDER

MODEL NUMBER	AVAILABLE OPTIONS CODE
<input style="width: 40px; height: 20px; border: 1px solid black;" type="text"/> <input style="width: 40px; height: 20px; border: 1px solid black;" type="text"/> <input style="width: 40px; height: 20px; border: 1px solid black;" type="text"/> <input style="width: 40px; height: 20px; border: 1px solid black;" type="text"/>	<input style="width: 30px; height: 20px; border: 1px solid black;" type="text"/> <input style="width: 30px; height: 20px; border: 1px solid black;" type="text"/> <input style="width: 30px; height: 20px; border: 1px solid black;" type="text"/> <input style="width: 30px; height: 20px; border: 1px solid black;" type="text"/> <input style="width: 30px; height: 20px; border: 1px solid black;" type="text"/>